



VERTICALITY LIGHTING

2022 PROFESSIONAL CATALOG



Access
the
inaccessible®





Glass panel maintenance at the Złota 44 tower, Warsaw, Poland.
© 2020 Powa Distribution - Vueditor.org - TopSheif - Złota 44

For Petzl, accessing the inaccessible is more than a promise to all professionals. It's the guiding principle that has inspired us for more than 50 years. Along with our expertise and experience, it forms the foundation of our knowledge, allowing us to imagine, create, and provide the specialized, high-performance, and safety-centric tools that help you get the job done right in the best conditions. It contributes to making each task easier and more efficient. And lastly, it brings the inaccessible within reach every day. New 2022 products were made with rescuers in mind, with an enhanced range of pulleys featuring the SPIN S1 and SPIN S1 OPEN models; the REEVE, which is a combination of two pulleys and a rigging plate; and lastly, the TWIN RELEASE, a progress-capture pulley designed for setting up 4:1 haul systems. In addition, evacuation triangles are also receiving a major update. For tree care, the range of friction savers has been rounded out with the new version of the TREESBEE. Finally, all those who use ropes on a daily basis know the importance of keeping them protected — a task that can be done with the help of the PROTEC, PROTEC PLUS, or ROLLER COASTER. You'll find many more new products as you go through these pages... Happy reading and best of success in your endeavors!

The Petzl Team

We Are Petzl	2
Petzl Across the Globe	4
Our Pillars	5
Corporate Social Responsibility	9

Key New Products	10
------------------	----



VERTICALITY

General Principles of Work at Height	14
Rope Access and Confined Space	16
Tree Care	22
Energy and Networks	26
Framing and Roofing	30
General Rescue Principles	34
Self-Rescue	36
On-Site Rescue	38
Technical Rescue	42
Cable Lift Evacuation	46

Harnesses	50
Helmets	72
Lanyards and Energy Absorbers	84
Mobile Fall Arresters	94
Connectors	100
Descenders	108
Rope Clamps	118
Pulleys	124
Anchors	132
Ropes	140
Packs and Accessories	148
Kits	154
Customizable Products	160

LIGHTING

A Range for Every Use	166
The Petzl Difference	167
Petzl Quality	168
Brightness and Burn Time	169
Environments and Standards	170
Headlamp Specifications	173

Performance Headlamps	176
Compact, Durable Headlamps	184
Ultra-Compact Headlamps	190

Petzl Solutions for Outdoors and Tactical Operations	198
The Petzl Foundation	200
Petzl.com	201

We
are **PETZL.**


This is
how we **see the world.**

We are committed to **creating safer places.**
For those who **work and play**
in the vertical and dark worlds.
For those who want **to access**
their own inaccessible every day.
We are **independent** and completely
free to choose our own endeavors.
To maintain **industrial excellence**,
paying attention to our impact.
To be pioneers in the pursuit of
perpetual innovation.
Sharing, educating, building. **Together.**

This is
how we **see the world.**

We
are **PETZL.**





Access the inaccessible®

“Accessing the inaccessible” is the driving force behind everything you do, whether you are moving towards a summit or descending into darkness. You’re determined to get to ever-greater heights and through ever-deeper shadows. And you’re always searching for better tools to do it: tools with superior performance, tools that are more reliable, tools so comfortable and ergonomic that they disappear into your hand. At Petzl, we share your determination. We’ve built our entire design and manufacturing philosophy around exceeding your needs in the field. It’s what we’ve been doing for 50 years, and what we’ll continue to do for years to come.



Access the inaccessible video



Petzl Across the Globe

Petzl is a family business that, over the years, has become the largest European manufacturer of personal protective equipment for those who work and play in darkness or at height. All of our products are invented and developed at our headquarters in the heart of the French Alps.


Key Stats

The brand is present in over **55** countries.

85 % of sales are made internationally.

More than **7** million products are sold every year.

10,000,000
people use Petzl personal protective equipment every day.



An International Presence

- Headquarters in the French Alps, in the town of Grenoble
- American subsidiary in Salt Lake City, Utah
- Petzl subsidiaries and sales agencies: Austria, Benelux, Denmark, Finland, France, Germany, Italy, Norway, Spain, Sweden, Switzerland, UK

1,000 employees across the globe.

4 production sites: **3** in France and **1** in Malaysia.

Petzl subsidiaries and sales agencies:
Austria, Benelux, Denmark, Finland, France,
Germany, Italy, Norway, Spain, Sweden,
Switzerland, UK, USA

Petzl Distributors



About Petzl

The Values That Motivate Us


For 50 years, Petzl has been built around four pillars, four fundamental values that motivate every decision we make: remaining a stable family business, encouraging innovation to imagine the best solutions, insisting on industrial excellence with the goal of zero defects, and remaining engaged with our communities by providing global best practices.

Learn more about each of our pillars.

■ 1. Family Ownership



Sébastien, Paul, and Olivier Petzl



Fernand Petzl and Daniel Gagneur in front of a scaling pole




Fernand in his workshop

Our story begins in the 1930s in southeastern France

when craftsman Fernand Petzl was introduced to caving. Back at his workshop after each excursion to the depths, Fernand imagined new tools for exploring darkness and heights. In 1968, he marketed his first products; in 1970, Petzl was born.

For decades the Petzl family has built a stable environment that fosters creative solutions and industrial excellence. The new generation is rooted in these principles and ready to make new discoveries.

The Petzl family business is not listed on the stock market. We're proud of our independence; we make our own choices, take responsibility for our decisions, and maintain a long-term, sustainable vision for the future. The confidence and satisfaction of our customers, our dealers, and our partners drives everything we do.




© 2020 - Petzl Distribution - Mathis Dumas



© 2020 - Petzl Distribution - Vuedu

2. Innovative Spirit



Innovations That Challenge Convention

With the introduction of the first headlamp in 1973, the legendary GRIGRI assisted blocking belay device in 1991, and the MAESTRO rescue descender in 2019, Petzl ingenuity has always pushed standard practices forward. Since the creation of Petzl in 1970, our objective has always been to make progressing in dark or vertical spaces safer and more comfortable.

Going Farther

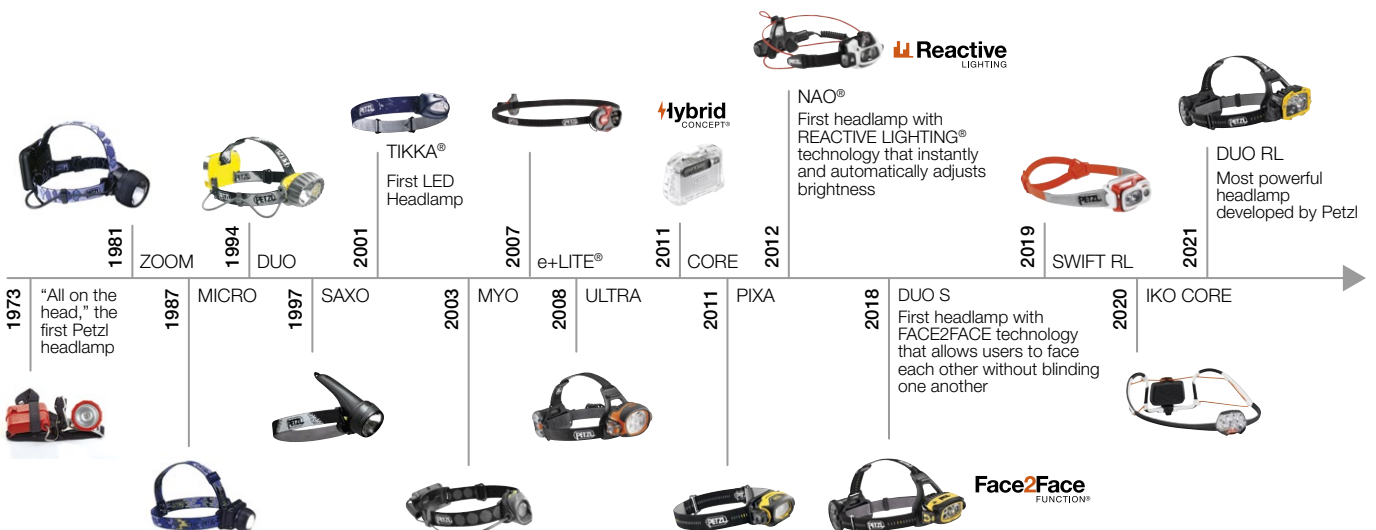
As passionate pioneers, we delight in creating new opportunities for our users to venture into ever more committing terrain – to go farther and higher, to work more efficiently, to maximize safety and to make what was inaccessible today accessible tomorrow.



Simplicity, Durability, Efficiency

The tools we make are conceived and constructed with an eye for simplicity, durability, and efficiency. For Petzl, being a pioneer has meant 50 years of passion, expertise, innovation, and continuous improvement. This approach to our craft and our business has allowed us to serve as a global expert, as we did in 2006 with the conception of the EXO personal escape system. At the request of, and in collaboration with, the firefighters of New York City, we were able to design an efficient solution that would allow easy escape in critical situations. It's an achievement that has been recognized with several awards, including best invention of the year by Time Magazine.

The Evolution of Petzl Headlamps



■ 3. Industrial Excellence



© 2020 - Petzl Distribution - Stéphane Candé



© 2020 - Petzl Distribution - Stéphane Candé

Beyond the Standards

We have a deep responsibility to the people who trust us with their lives, and we develop, test, and qualify all of our products above required standards. Our design center, based in France, integrates all crafts that are related to the creation of products: mechanical, textile, electronic, optical, and technological. From the design and prototype phases, the reliability of a product and the safety of the user are continuously evaluated, with particular attention to risks of use.

With labs dedicated to product testing, we conduct dynamic fall and impact resistance tests, perform cyclical testing, and evaluate performance, as well as beam quality and burn times of our headlamps. This process includes rigorous field testing in order to test the ergonomics and reliability during real-world use.



© 2020 - Petzl Distribution - Stéphane Candé



© 2020 - Petzl Distribution - Stéphane Candé

Zero Defects - PPE (Personal Protective Equipment)

Reliability is at the center of our concerns: our goal is for our products to consistently function at the same level of excellence. Our objective is to allow zero defective products to leave our facilities, which involves processes with significant extra costs at every stage of production.

As we navigate an increasingly globalized economy, we go to great lengths to support our distributors and dealers, and we are heavily involved in the fight against counterfeit products.

Production and Inspection

Petzl's production sites are located in France, in the towns of Crolles, Eybens, and Rotherens, as well as in Rawang, Malaysia. Remaining competitive and keeping the majority of our production in France means that we continuously optimize our production lines and reduce our waste. This production infrastructure is complemented by long-term partnerships with key suppliers in Europe and Asia.

Our purchasing and quality control teams work closely with suppliers, ensuring to the best of our abilities, product reliability and quality that meets or exceeds our strict requirements. Quality inspection is present throughout every step of the production process: machine inspection of operations, human inspection at key points, further reinforcement by error-proofing systems and final individual inspection of each product.

We regularly audit the methods, quality management systems, and CSR practices (Corporate Social Responsibility) of our suppliers and strategic partners, especially when it comes to their employees.



© 2020 - Petzl Distribution - Stéphane Candé

■ 4. Community Engagement



Using Our Expertise to Serve Communities

Sharing technical knowledge and appropriate product uses is at the heart of what we do at Petzl. We produce high-quality technical content that is available to everyone and utilized by the different communities that we serve. With a focus on maximizing safety, this content is updated and enriched throughout the lifetime of our products to keep our customers informed and moving forward while they practice their sport or do their job.

International Collaboration

Across the world, we have partnerships with iconic athletes, influential figures, professionals who work in extreme conditions, NGOs, certifying bodies, and training centers operated by leading experts in the field. These collaborations help us co-create a world where we can all learn, share, and flourish. They also make it easier to promote best practices and standard uses. At the heart of our collaborations is always a passion for exploration, for a job well done, and for the pursuit of the inaccessible.



The Petzl Foundation is an integral part of Petzl.

Through the Petzl Foundation, we support and initiate projects that help prevent accidents, preserve the environment, and improve knowledge of the natural world around us.

More information about the Petzl Foundation can be found on page 200.

“More than ever before, we're acutely aware that the choices we make today will have a lasting impact on the environment and will actively shape our own futures and the futures of our children. We're committed to using our creativity and our capacity to innovate in service of sustainably reducing our impact in a continuous drive for improvement.”

Marie Pailler, CSR Manager and Sébastien Petzl, Director of CSR



© 2019 - Petzl Distribution - Mathis Dumas

Our approach to CSR is pragmatic, collaborative and positive. It's built on concrete actions, feedback from our stakeholders, and is solution-oriented, to encourage our teams and community to take action.

The safety and satisfaction of our customers remains our top priority. Beyond that, however, we're striving to create a more sustainable future. Petzl has launched projects to improve our own economic, environmental, and social practices, as well as the practices of our suppliers in order to:

- Reduce our carbon footprint
- Improve the satisfaction of our employees
- Reduce, reuse, and recycle our waste
- Improve the labor conditions of our suppliers

Our Commitments



© 2020 - Petzl Distribution - Stéphane Candé



© 2020 - Petzl Distribution - Stéphane Candé

Harnesses

Specifically designed for rescue operations on cable lifts and technical rescue teams, our range of evacuation triangles is getting an upgrade in 2022 with the PITAGOR update and the arrival of the new THALES.



PITAGOR



THALES



page 66

© 2021 Petzl Distribution - J.L. WERTZ

Pulleys

After the introduction of the SPIN L1 last year, the pulley range continues to grow with the addition of the SPIN S1 and SPIN S1 OPEN models; the REEVE, which is a combination of two pulleys and a rigging plate; and the TWIN RELEASE, a releasable double progress-capture pulley designed for setting up 4:1 haul systems.



SPIN S1 and S1 OPEN pulleys



TWIN RELEASE pulley



SPIN S1



SPIN S1 OPEN



REEVE



TWIN RELEASE

page 126

page 128


page 130



© 2021 Petzl Distribution - Vuedici.org

Rope Protectors

When executing a task, protecting the ropes is a priority for those who work in the vertical world. With the new PROTEC, PROTEC PLUS, and ROLLER COASTER, you'll be able to do exactly that.



PROTEC




PROTEC PLUS



ROLLER COASTER

page 145



© 2021 Petzl Distribution - Vuedici.org

Packs

For transporting and organizing your equipment, there's nothing better than our new line of bags with varying volumes and shapes!



BUCKET 15



BUCKET 30



BUCKET 45

page 151



DUFFEL 65
(black version)



DUFFEL 85
(black version)

page 150

VERTICALITY





Petzl's expertise in vertical terrain can be seen in its line of products specifically designed for work at height and rescue professionals. These products address many of the challenges that professionals face every day, such as repeated and intensive use of equipment, weather, or diverse terrain. They're ergonomic in design and are built to maximize simplicity and ease of use, all while meeting the highest standard of quality.



Equipment inspection and individual identification code

To make sure that your equipment is in good condition throughout its useful lifetime, it is necessary to inspect it regularly. Depending on the product's date of manufacture, the individual identification code can be structured in two ways, with 11 or 13 characters.



Special products in black

Certain products are also available in black; they are designed for professions in which stealth is essential.

GENERAL PRINCIPLES OF WORK AT HEIGHT

Warning

- You must have understood and retained the information from your products' Instructions for Use to be able to apply the techniques presented in this document
- Learning appropriate techniques and methods of protection is your own responsibility
Petzl solutions are given for information purposes only, with no guarantee of their effectiveness in your specific working situation. The relevance of these solutions varies by context, so always carry out your own risk assessment in the field.
- Mastering the techniques presented here requires specific training and practice. Work with a specialized organization for all of your training activities

General Information About Falls

The risk of falling is a key concept to master when working at height. The severity of a fall depends on independent factors:

• The weight of the user, including equipment:

The greater the weight, the more energy to be dissipated during the fall.

• The length of the fall:

The longer the fall, the more energy to be dissipated during the fall. The risk of hitting an obstacle is also greater.

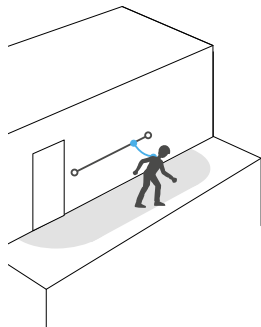
• The position relative to the anchor:

When the worker moves above their anchor, the severity of the potential fall increases. The fall factor concept is sometimes used to describe the worker's position relative to the anchor and the severity of the fall. This concept applies to climbing, restraint, or work-positioning situations, when a dynamic rope lanyard is used.

Precautions for the type of system used:
the Instructions for Use specify the limitations on use of equipment, particularly in terms of fall distance and the worker's position relative to the anchor.

Restraint

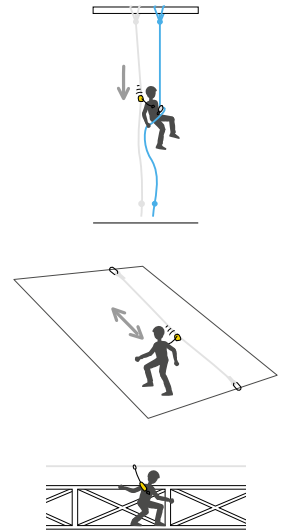
A restraint system limits the work zone, to help prevent the worker from entering an area that may present a fall risk. This system is not designed to arrest a fall from height.



Fall Arrest

The fall-arrest system is a belay system that is independent of the means of progression or work positioning.

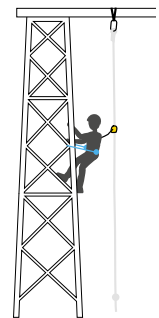
The fall-arrest system prevents the user from falling to the ground in the event of a fall. Its role is to arrest the fall while limiting the impact force experienced by the user. It must therefore be used with enough clearance to allow for an unobstructed fall.



Work Positioning

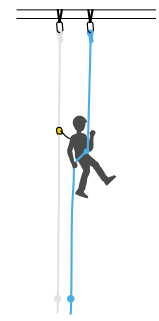
A work-positioning system supports the user and allows them to be precisely positioned with the weight on their feet. This system is not designed to arrest a fall; the user must keep their body weight on the positioning system.

The work-positioning system must be used together with a fall-arrest system.



Suspension

The user is working while suspended when they no longer have any weight on their feet, but are supported primarily by the harness. The load is thus shared between the waistbelt and the leg loops/seat.



Impact Force

A fall-arrest system helps limit the impact force sustained by the user.

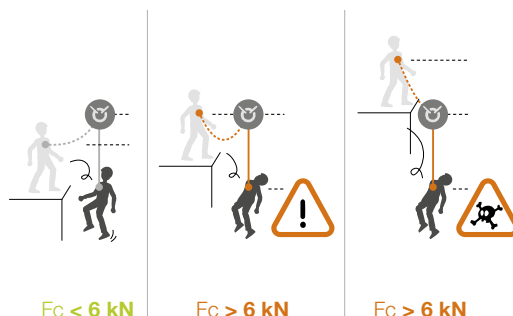
It is typically made up of an energy absorber that tears in order to limit the forces over a given stopping distance.

A dynamic rope lanyard has a low capacity for energy absorption. Its use requires taking great precautions: reducing the potential fall distance and staying in a work position below the anchor.

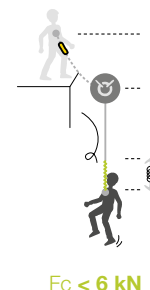
A webbing lanyard or a cable with no capacity for energy absorption cannot be used to arrest a fall.

Example for 100 kg

JANE or PROGRESS lanyard without energy absorber



Lanyard with ABSORBICA-I or Y energy absorber



Clearance


Clearance is the minimum amount of clear space below the user that prevents the user from hitting an obstacle in case of a fall.

Clearance takes into account:

- Weight of the user
- Length of the fall
- Tearing length of the energy absorber
- Average height of the user
- Safety margin of 1 meter

Clearance Value

The tearing length of the energy absorber, depending on the fall, can only be known based on the manufacturer's information; this is why a clearance estimate is suggested in the Instructions for Use for each fall-arrest device.



To learn more about calculating clearance, see the technical information available at www.petzl.com

PETZL.COM

Anticipating the Means of Rapid Evacuation

• Limiting the effects of inert suspension:

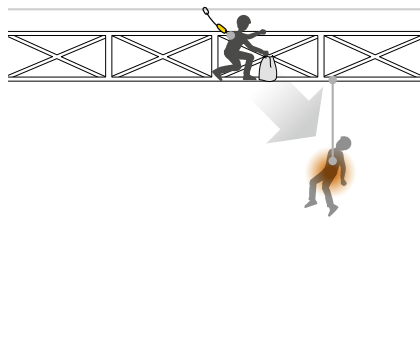
In case of a fall where the worker loses consciousness or is incapacitated, inert suspension in the harness presents a mortal danger requiring an urgent response. Work teams must be equipped and trained to quickly evacuate an injured team member.

• Evacuating a victim without assistance:

Procedures for evacuating workers should be determined whenever a new worksite is established.

Releasable systems can be created when installing work ropes to allow evacuation from below.

Working alone must be prohibited: a worker may find themselves alone at height, but at least one person trained in evacuations should be present and equipped on site.



ROPE ACCESS AND CONFINED SPACE

Maintenance and inspection operations on harbor cranes, Le Havre, France. © 2021 Petzl Distribution - Vuedici.org - Kaefer Wanner



NEW
2022



TWIN RELEASE

With an ergonomic handle, the releasable TWIN RELEASE progress-capture pulley is designed to set up 4:1 haul systems for work in confined spaces or for technical rescue. When lowering heavy loads, the brake integrated into the moving side plate and the main faceted sheave with single-direction rotation provide braking and control. The two sheaves provide excellent hauling efficiency and the swivel makes operations easier.



TWIN RELEASE




Rope access work situations often involve environments at significant height. Work can be performed outside or inside, or even in confined spaces, and is not all suited to collective protection. Work done in confined spaces carries additional difficulties related to lack of space and lack of means of autonomous progression.

Examples of operations:

- Placement of rockfall or stabilization nets over a road
- Structural inspection (such as bridge pillings)
- Exterior window cleaning on skyscrapers
- Inspection of tanks

Technical specifics:

- The work area is accessed with ropes by specialized workers trained in rope access techniques
- Access from above is preferred as it is safer and simpler to set up

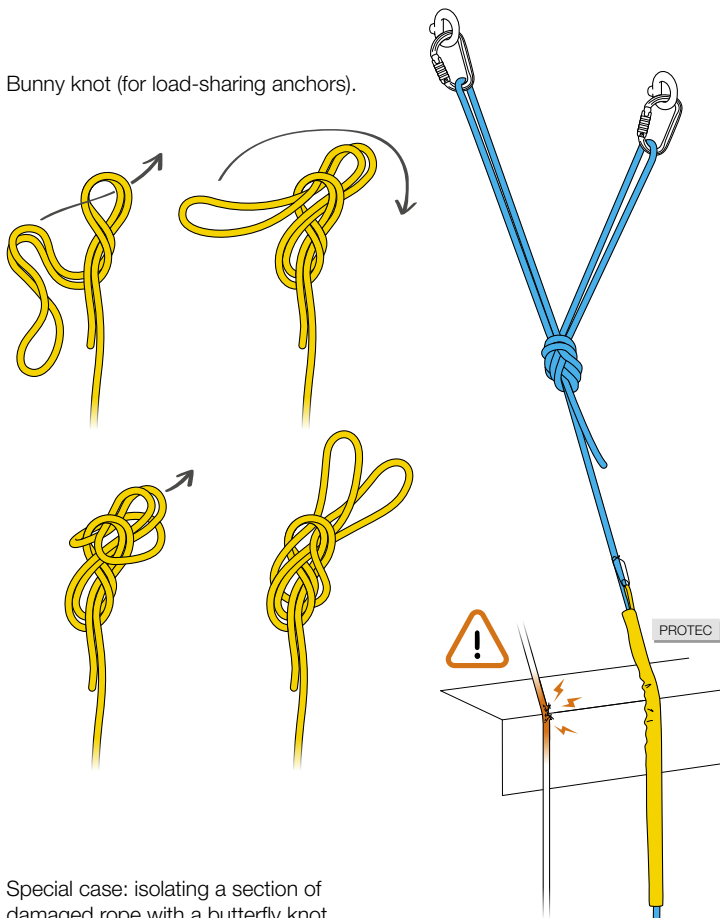


Rope Access

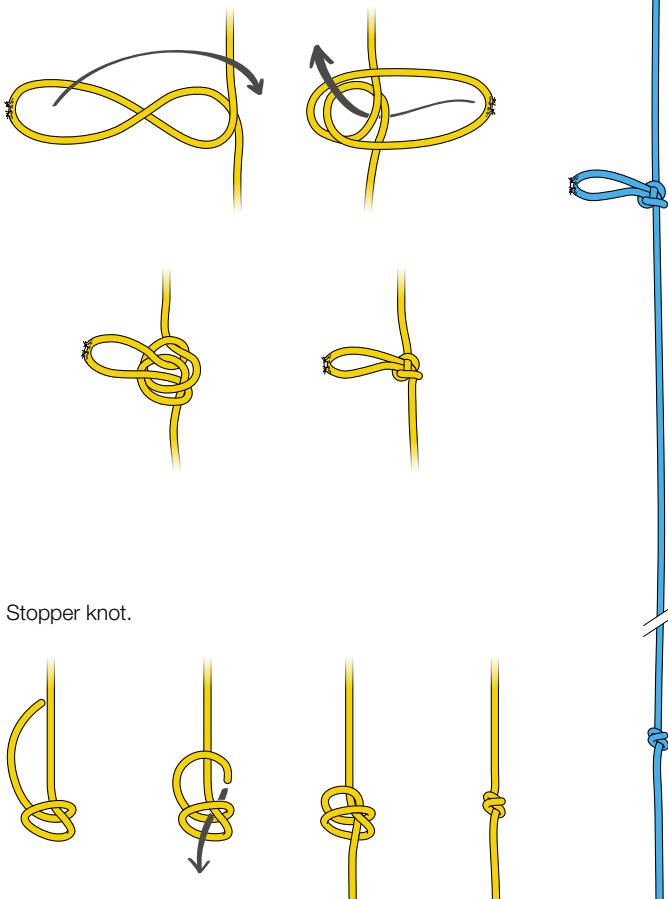
Installing Ropes

Load-sharing anchors with the rope.

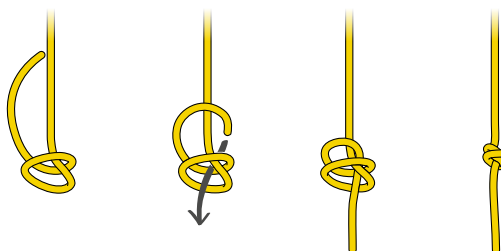
Bunny knot (for load-sharing anchors).



Special case: isolating a section of damaged rope with a butterfly knot.

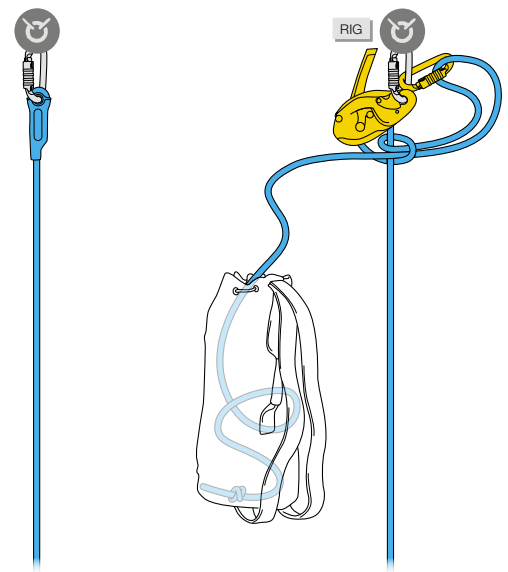


Stopper knot.



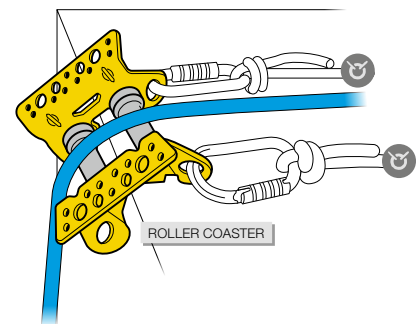
Fixed anchor.

Releasable anchor.

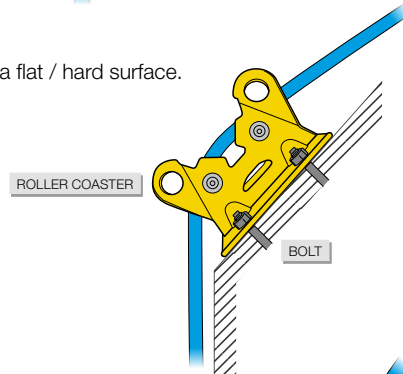


Protecting the Rope

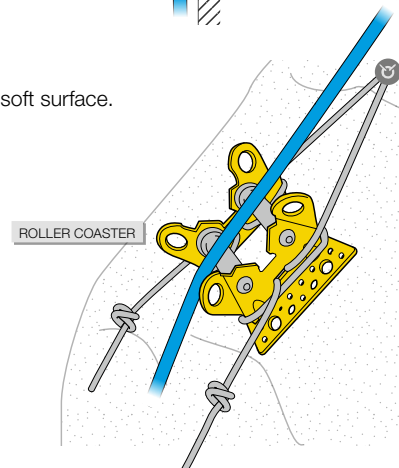
On an angle.



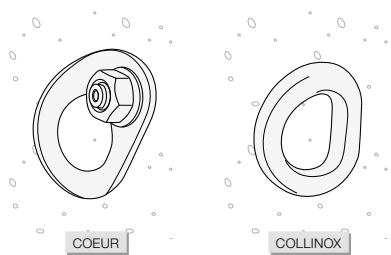
On a flat / hard surface.



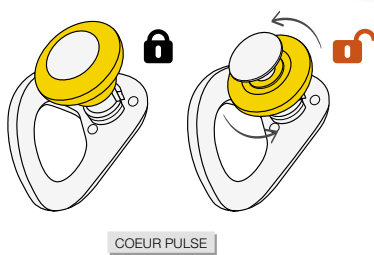
On a soft surface.



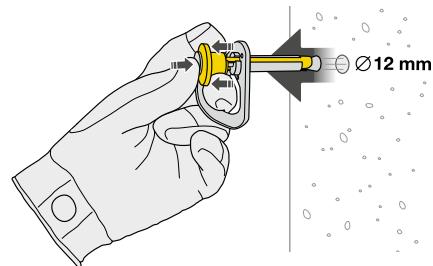
Permanent anchors.



Temporary anchor.



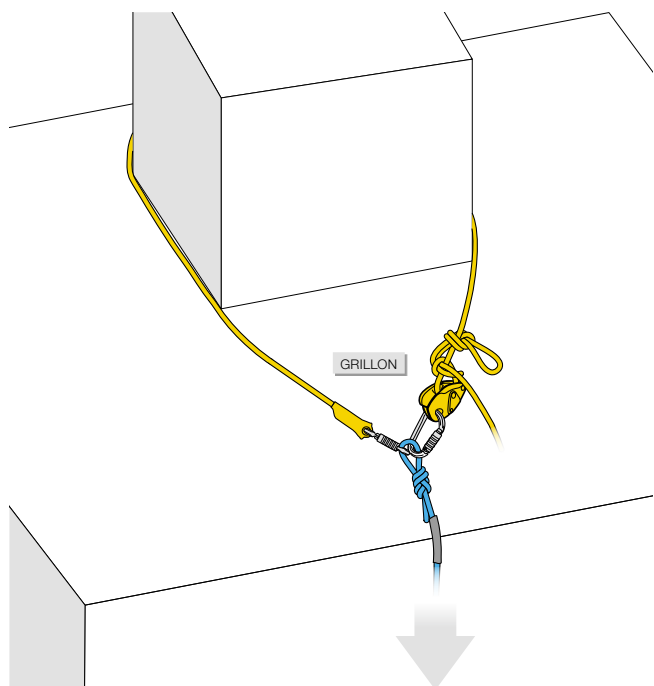
How to install and inspect COEUR PULSE anchors



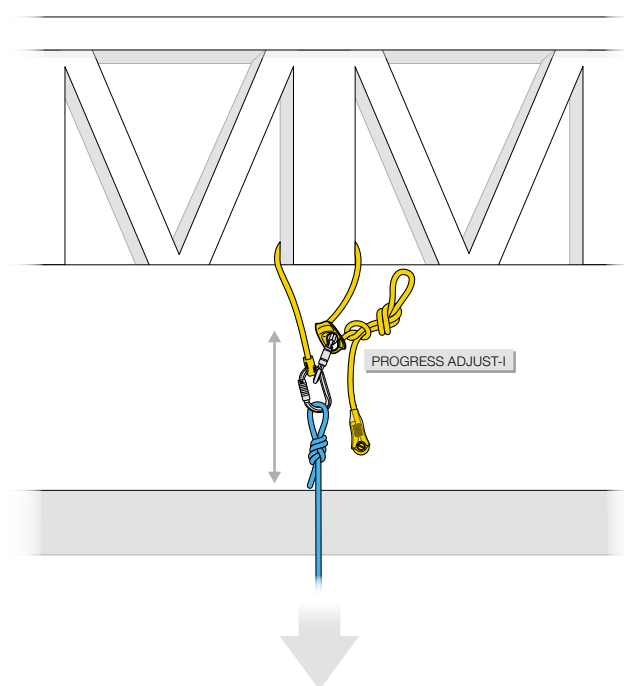
Temporary adjustable anchors.

To wrap around an existing structure by precisely adjusting the length of the anchor.

Large structures.

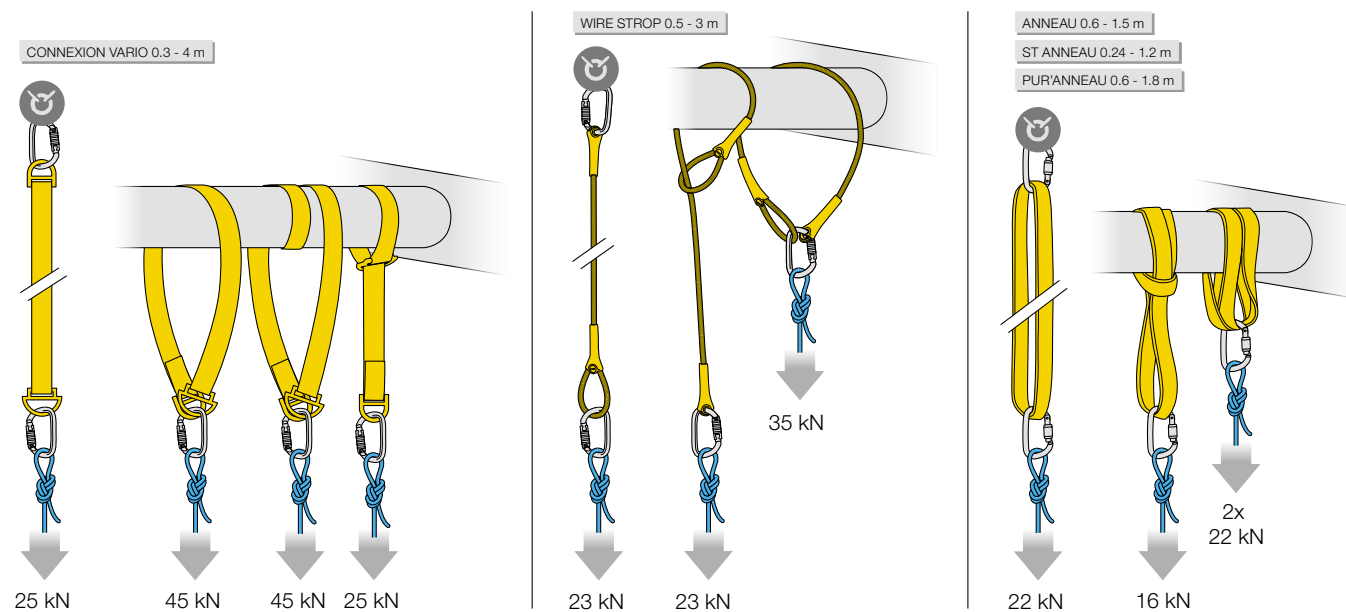


Structures requiring specific positioning.

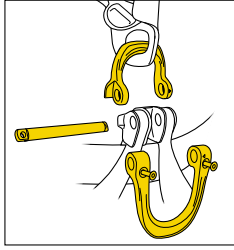


Temporary anchors with multiple configurations.

To best adapt to a situation, whether by connecting directly to the anchor, or connecting to a structure by wrapping around it or using a choker hitch.



Gated ventral attachment point on ASTRO harnesses

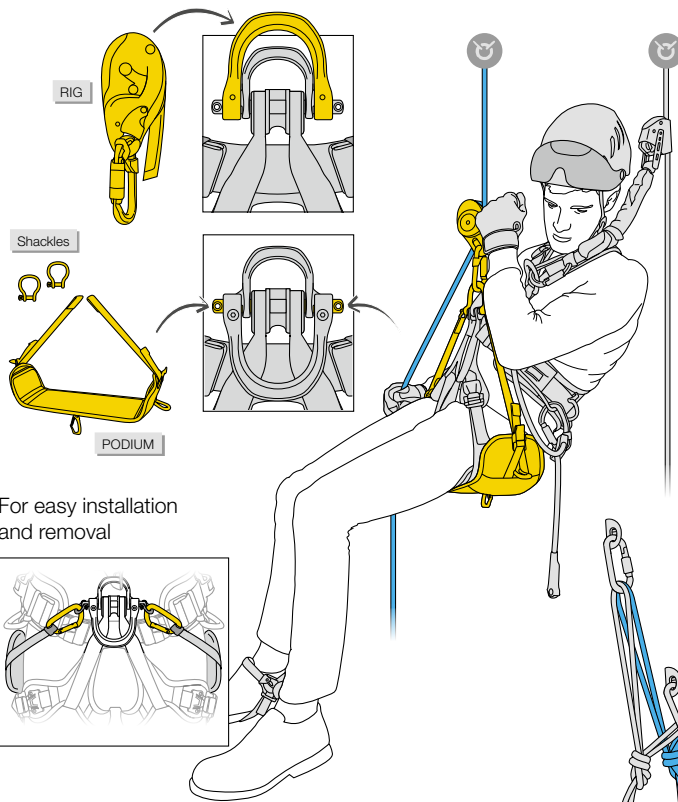


The ventral attachment point on ASTRO harnesses is gated for optimal integration of equipment.

Lowering

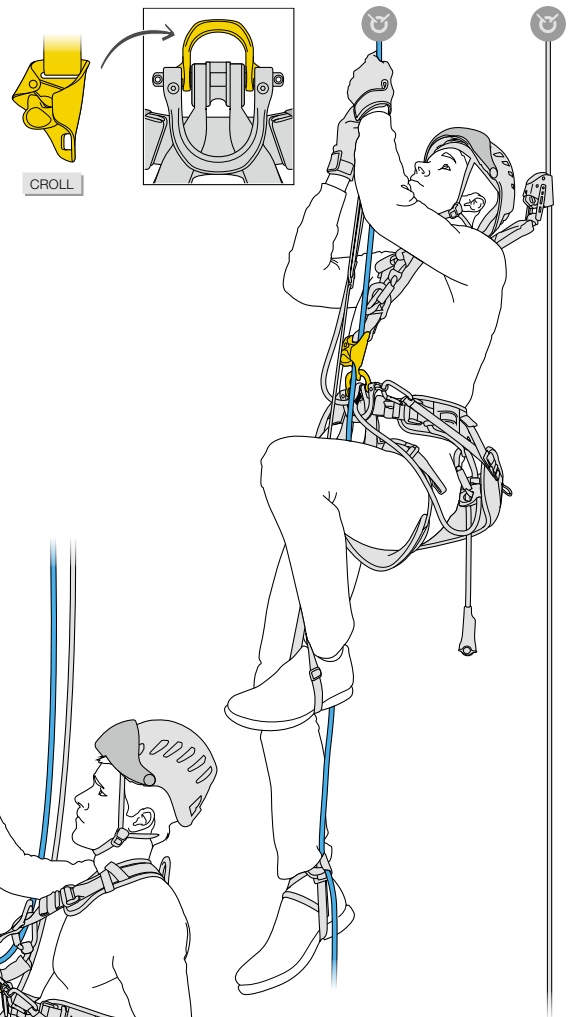
The RIG descender attaches to the large metal D.

The PODIUM seat connects to the pin with shackles, allowing a direct connection to the descender while preserving ventral attachment point mobility.



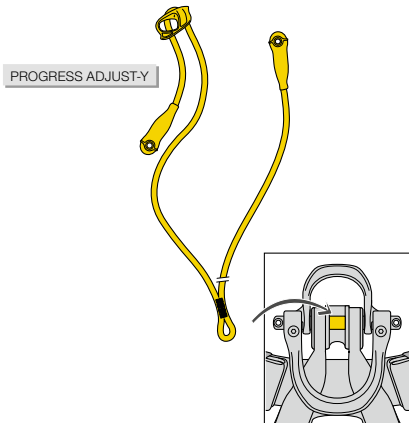
Ascending

The CROLL ventral rope clamp connects to the small metal D for greater efficiency on rope ascents.



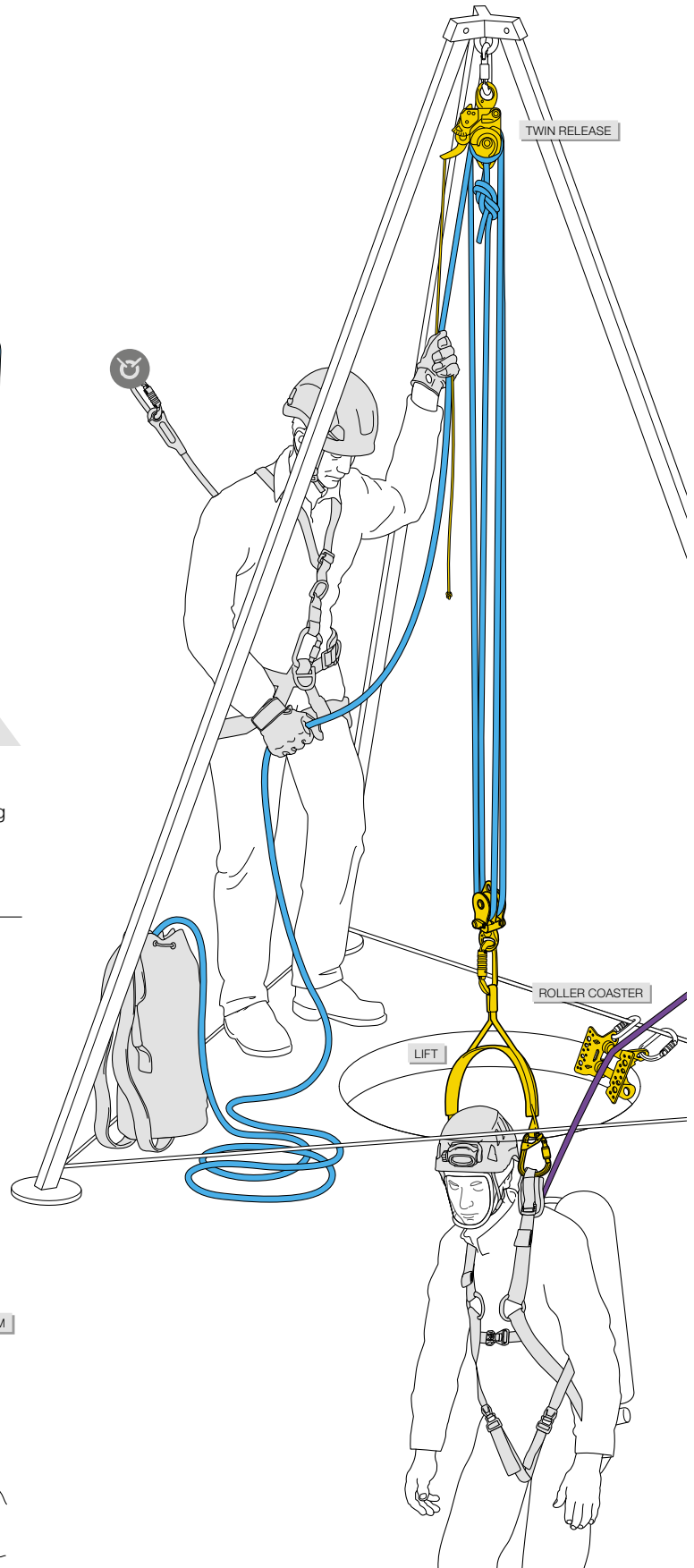
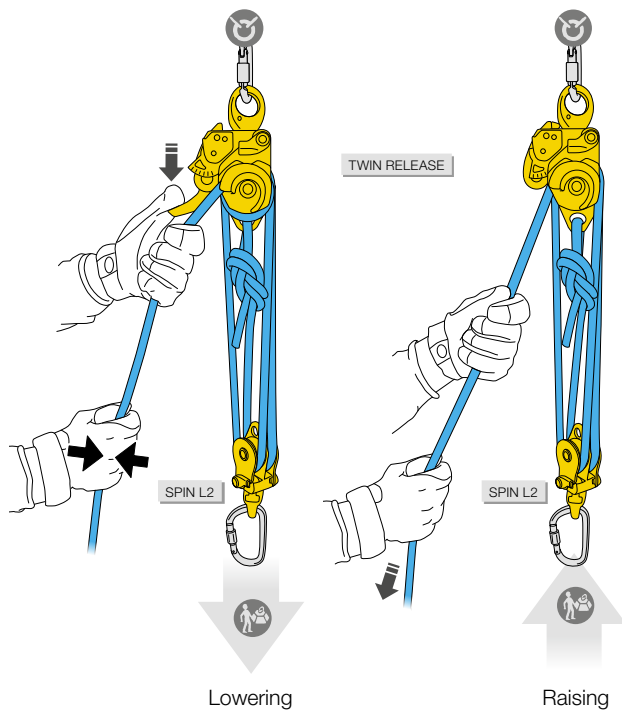
Passing Intermediate Anchors

The PROGRESS ADJUST-Y lanyard connects directly to the pin, eliminating the need for a connector.



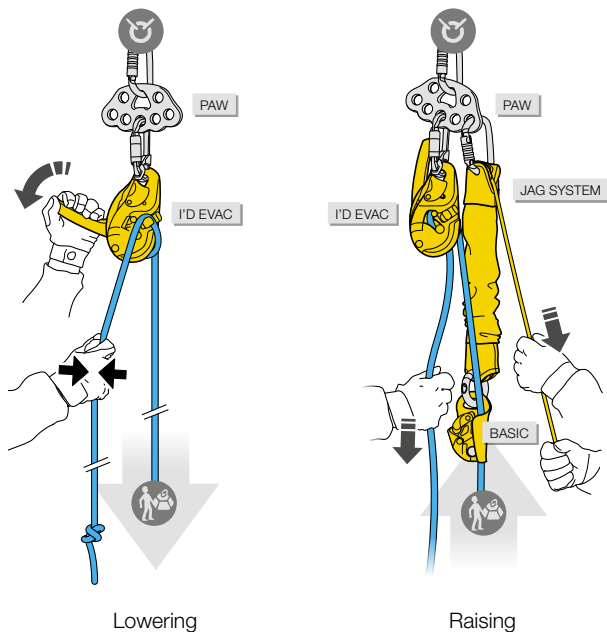
1. Combined lowering/raising system

- Advantage: quick transitions between modes (lowering/raising)
- Disadvantage: rope length is four times the travel distance



2. Independent lowering/raising systems

- Advantage: the length of the rope equals the travel distance
- Disadvantage: rigging is required to transition between lowering and raising



i+ For more information, see technical tips at www.petzl.com

PETZL.COM

TREE CARE

Tree care on hundred-year-old lime trees, Claix, France. © 2021 Petzl Distribution - Vuedici.org - Lafouche - Artebia





Not all tree work can be done using exterior means such as elevated platforms or ladders. In this case, to move and work, the arborist uses rope progression techniques.

Examples of operations:

- Ornamental tree trimming, to adapt the tree to its environment or to change its overall aesthetic
- Maintenance trimming to remove dead wood and dying branches
- Tree removal (progressive cutting of the trunk from the top) if diseased or presenting a hazard

Technical specifics:

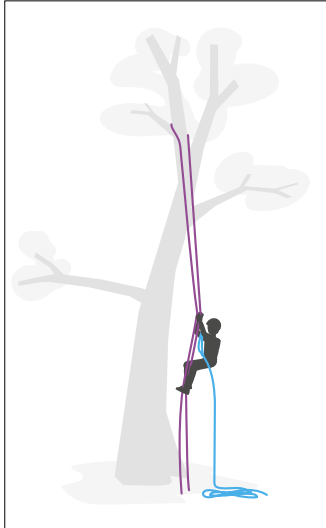
- Access from the base of the tree generally starts by throwing a weighted bag with line attached, which is used to install the access rope on an anchor up in the tree
- While moving about on the branches, the arborist keeps their weight on the work rope, for greater stability and to reduce potential fall distance
- When using any cutting tool (handsaw, chainsaw), the arborist must use two independent belay systems

STRATO VENT, VIZEN MESH, and Nape Protector

The STRATO VENT helmet is very lightweight and comfortable, with CENTERFIT and FLIP&FIT systems which provide a secure fit on the head. Ventilation holes allow airflow through the helmet. It can be equipped with a variety of accessories according to the needs of the user. For example, the full-coverage VIZEN-MESH face shield, which protects the entire face from flying wood chips and shavings while providing good visibility.



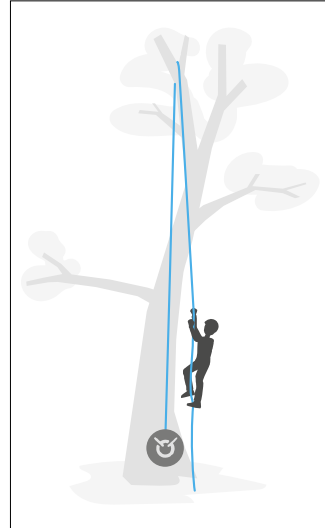
Tree Access



Doubled rope ascent technique

The arborist ascends the access rope (purple). In case of a problem, such as a hornet attack, they can self-evacuate with the work rope (blue). A mule knot or releasable knot secures the ZIGZAG.

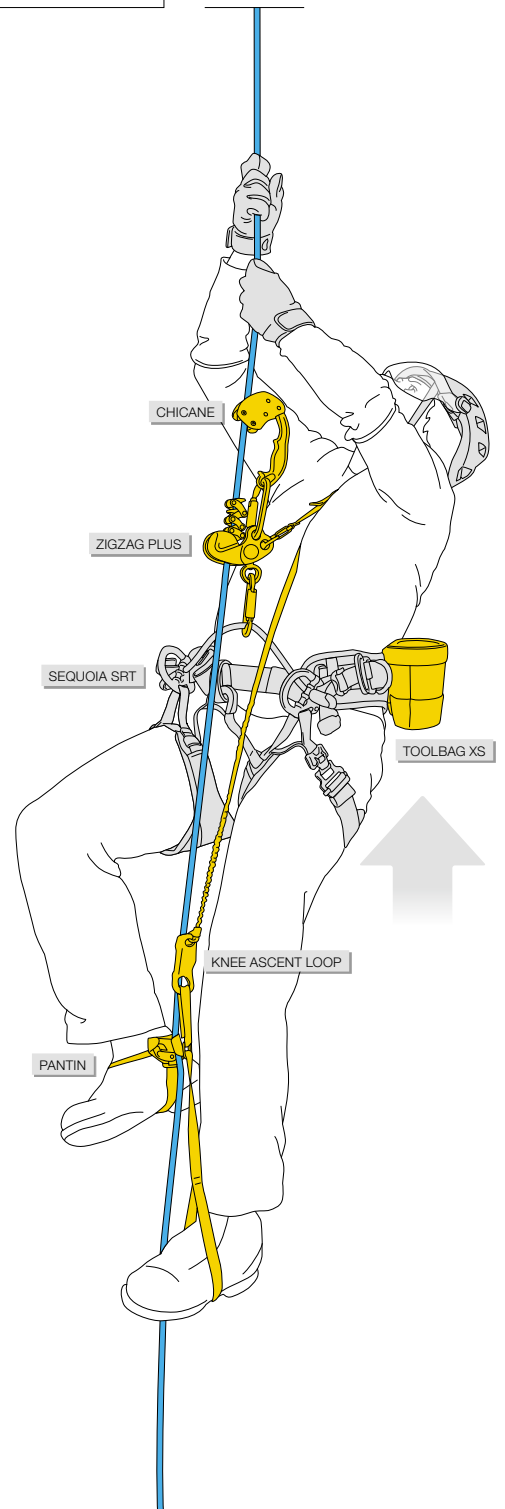
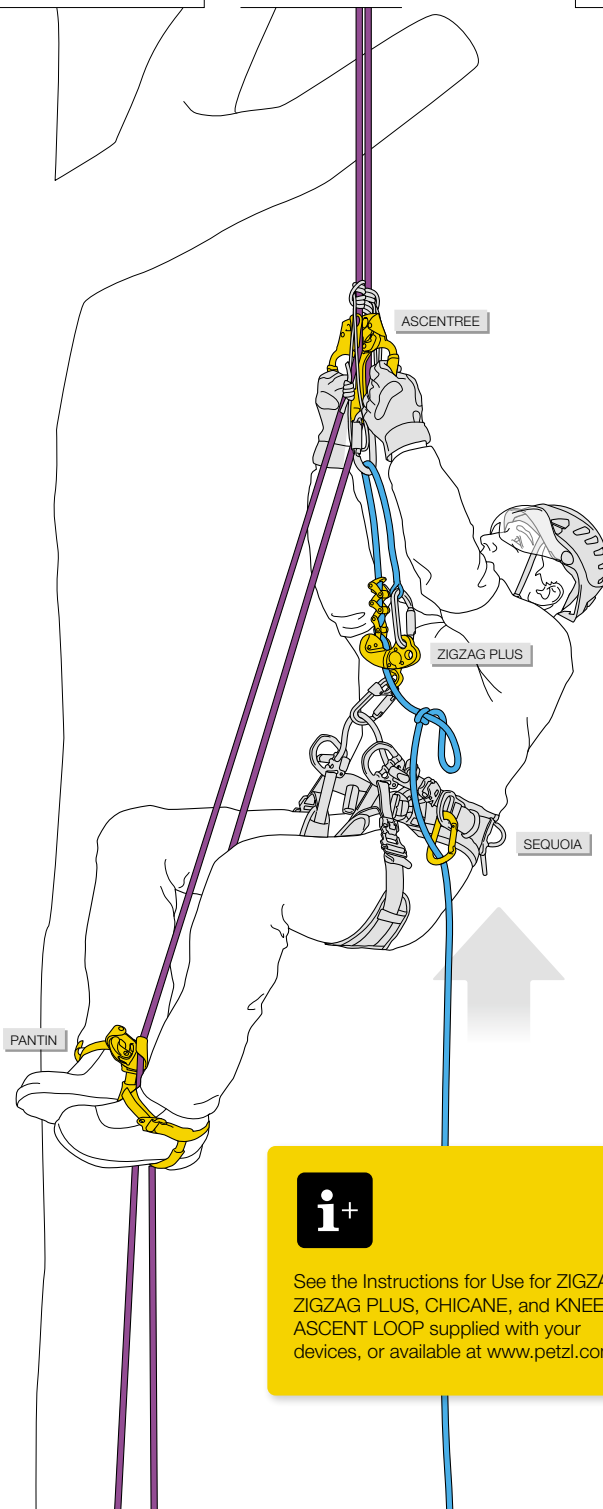
This versatile ascent technique is adaptable to many situations and allows an access rope to be available during work.



Single rope ascent technique

The access rope is attached to the base of the tree and runs through an appropriate anchor in the tree. It will also be used for work. On a single rope, the ZIGZAG must only be used with the CHICANE.

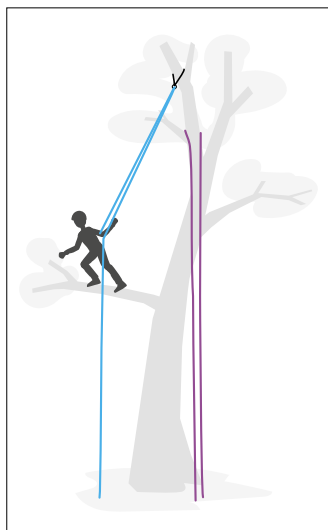
This technique allows for rapid rescue and efficient climbing with the KNEE ASCENT knee ascender.



See the Instructions for Use for ZIGZAG, ZIGZAG PLUS, CHICANE, and KNEE ASCENT LOOP supplied with your devices, or available at www.petzl.com

PETZL.COM

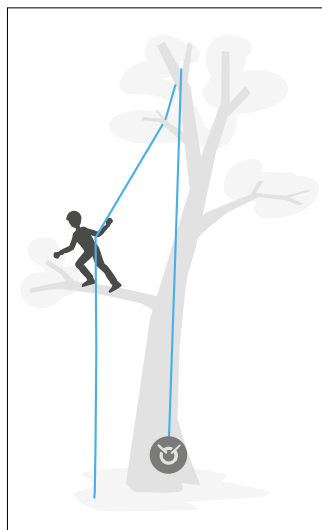
Movement Within the Tree



Movement on doubled rope

The work rope is set up doubled through a friction saver, on a suitable anchor near the top of the tree.

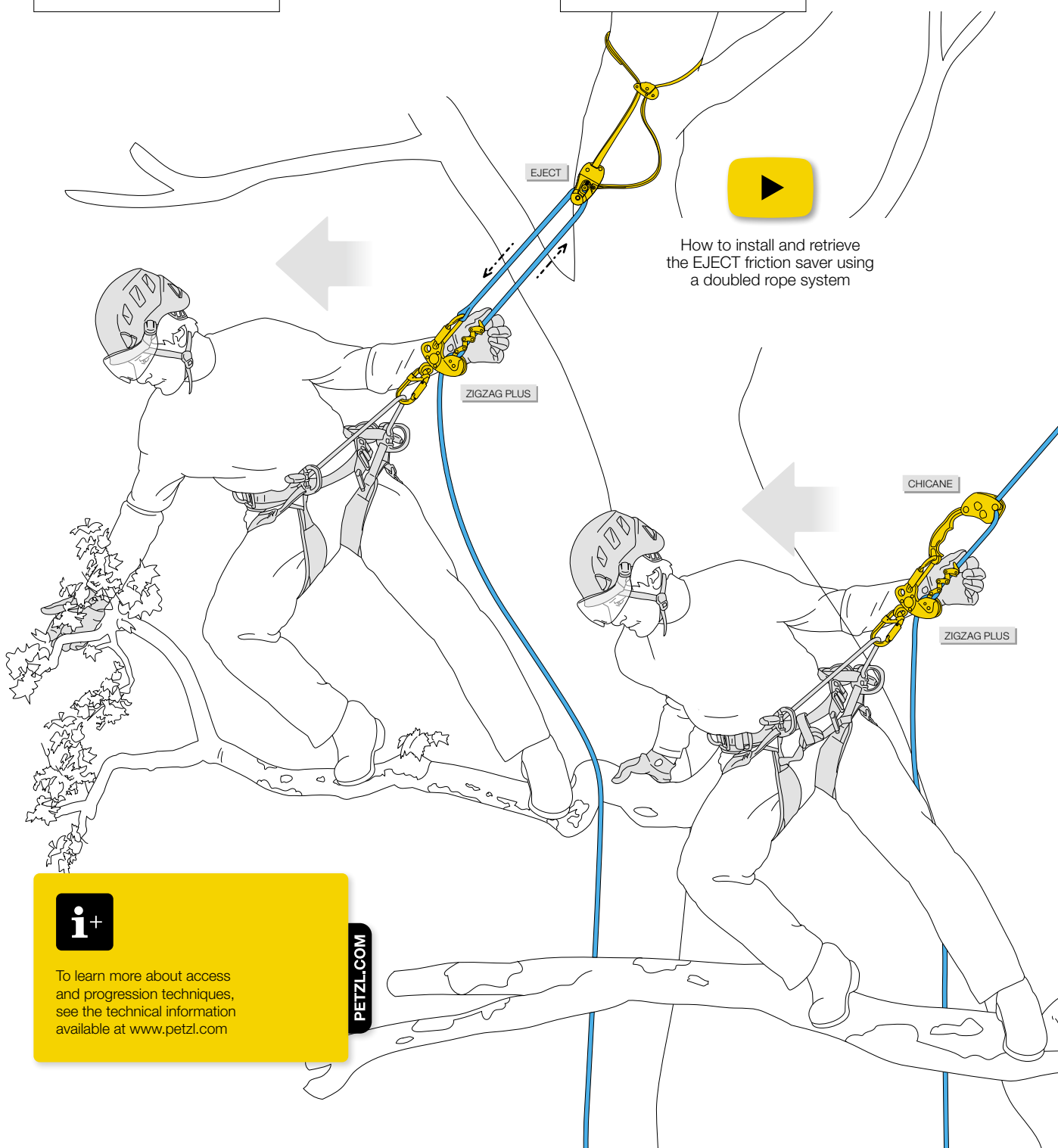
This technique allows for easy travel in any direction and provides the arborist with good support when limb walking.



Movement on single rope

The rope setup does not change between access and work: if the top anchor is reliable and verified, the arborist does not necessarily need to climb to the top and can go directly to the workstation.

The rope does not move during progression; the arborist can thus travel anywhere in the tree with no loss of efficiency.



To learn more about access and progression techniques, see the technical information available at www.petzl.com

PETZL.COM

ENERGY AND NETWORKS

These fields are characterized by structures such as towers, antennas, and wind turbines. The modes of progression are varied and directly related to the structure itself.

Examples of operations:

- Work on high tension lines
- Tower construction
- Maintenance operations in wind farms

Technical specifics:

- The user generally progresses using a permanent fall-arrest system such as a lifeline, cable, or rail
- Without access to these, the user must maximize their own safety using personal protective equipment: energy-absorbing lanyard or mobile fall arrester on rope



VOLT® European Version


ABSORBICA®-Y MGO 150 European Version

VOLT dons with both feet on the ground, with the FAST LT PLUS and FAST LT buckles. The wide, semi-rigid waistbelt and leg loops provide excellent support. The LADDER CLIMB attachment point allows ventral attachment of the fall-arrest trolley. ABSORBICA-Y MGO 150 is a double lanyard with compact energy absorber, designed for progression when passing intermediate anchors on a vertical structure or a lifeline. The arms are elasticized to avoid hindering progression. It is equipped with two MGO large-opening connectors.



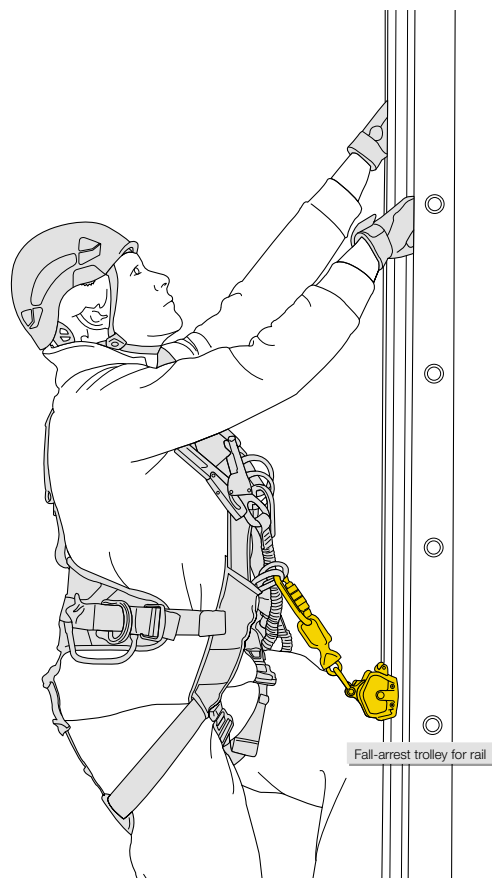
Maintenance and inspection of a telecom mast, Warsaw, Poland. © 2021 Petzl Distribution - Vuedici.org - TopSheif

Protected ascent using a double lanyard with integrated energy absorber

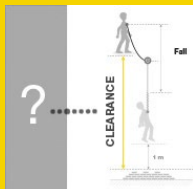
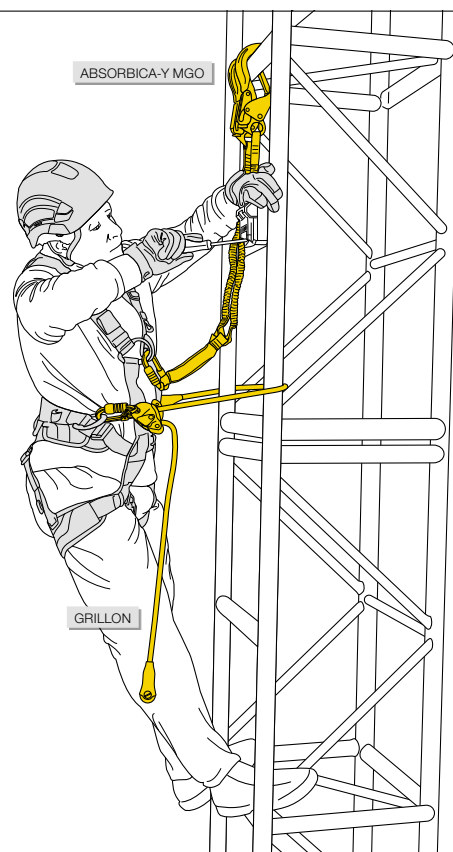


Ascent protected by a fall-arrest trolley attached to a rail

The trolley is fixed to the harness's ventral fall-arrest attachment point (LADDER CLIMB), distributing the load on the waistbelt and providing optimal comfort during progression. In the event of a fall, this attachment point moves upward to a sternal position to help keep the body in a vertical post-fall position.



Work positioning with GRILLON lanyard used in double mode

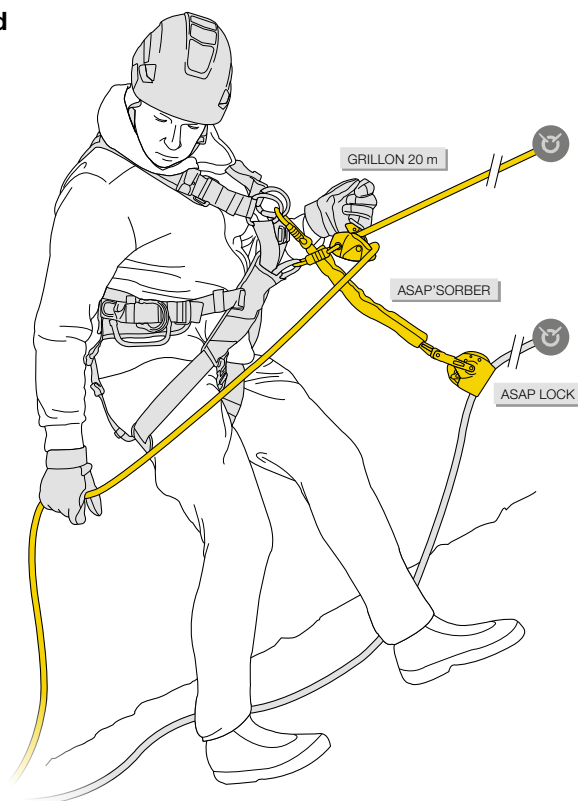


To calculate your clearance value with an ABSORBICA lanyard, see our clearance calculator at www.petzl.com

PETZL.COM

Descending on a GRILLON 20 m lanyard

The GRILLON lanyard is attached to the ventral attachment point of the VOLT harness.



ABSORBICA lanyards and users over 100 kg

In order to remain within the energy-absorbing capacity of ABSORBICA lanyards, a user weighing over 100 kg (with equipment) must reduce the potential fall distance.

The easiest solution to limit the fall distance is to use a shorter lanyard.

Recommended lanyard length (including connector), based on user weight:

Maximum User Weight	Maximum Lanyard Length to Use	Maximum Fall Distance	Examples of Suitable Lanyards
50 - 100 kg	2 m	4 m	<p>Am'D + MICRO SWIVEL + ABSORBICA + RING OPEN + JANE-I 150 cm + Am'D</p>
120 kg	1.9 m	3.8 m	<p>Am'D + MICRO SWIVEL + ABSORBICA-I or ABSORBICA-Y 150 + MGO OPEN 60 x2</p>
140 kg	1.6 m	3.2 m	<p>Am'D + MICRO SWIVEL + ABSORBICA + RING OPEN + JANE-I 100 cm + Am'D</p>

FRAMING AND ROOFING

At this type of work site, the risk of slipping and falling is higher. A safety device must be installed to guard against these hazards.

Examples of operations:

- Framing a building under construction
- Roof repair or waterproofing
- Roof inspection on industrial sites

Technical specifics:

- When the situation allows, accessing the work area is done using an elevated work platform and the worker secures themselves with an energy-absorbing lanyard
- Lacking collective protection, the worker is required to use a fall-arrest system
- Fall-arrest systems are also required when installing collective protection





Industrial roof maintenance, Roussillon, France. © 2021 Petzl Distribution - Vuedici.org - JADE-SEGENS - Site de Roussillon

NEWTON EASYFIT International Version and ASAP

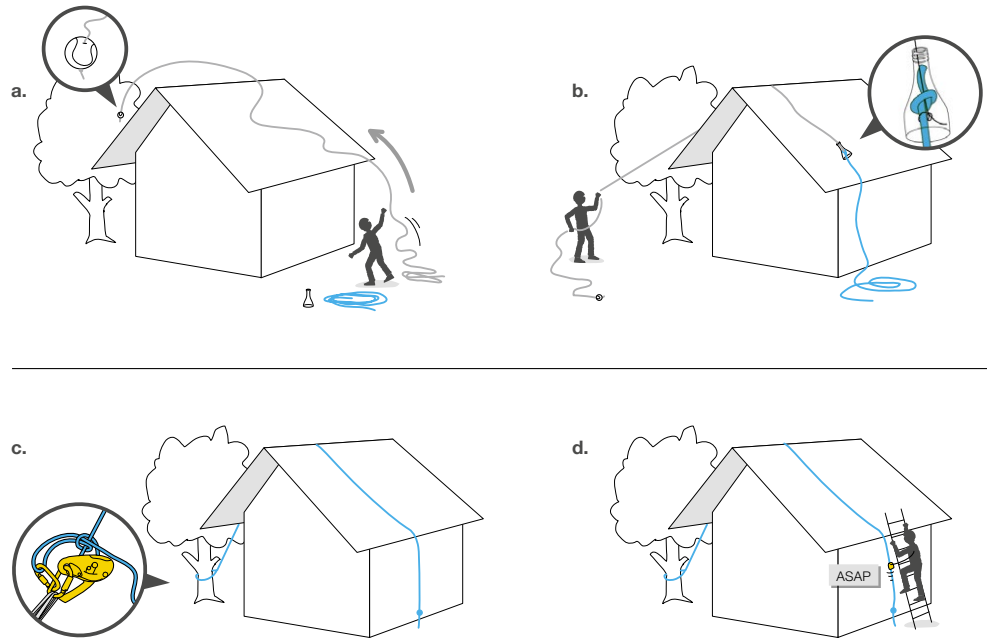
The NEWTON EASYFIT fall-arrest harness is ergonomic, comfortable, and quick to don, thanks to the foam shoulder straps and FAST LT leg loop buckles that allow it to be donned with both feet on the ground. Its lightweight, breathable design offers two zippered pockets for storing small items. The harness allows immediate access to tools, with equipment loops and slots for the TOOLBAG pouch. Its textile sternal attachment point and metal and textile dorsal attachment points provide tremendous versatility.



Framing and Roofing

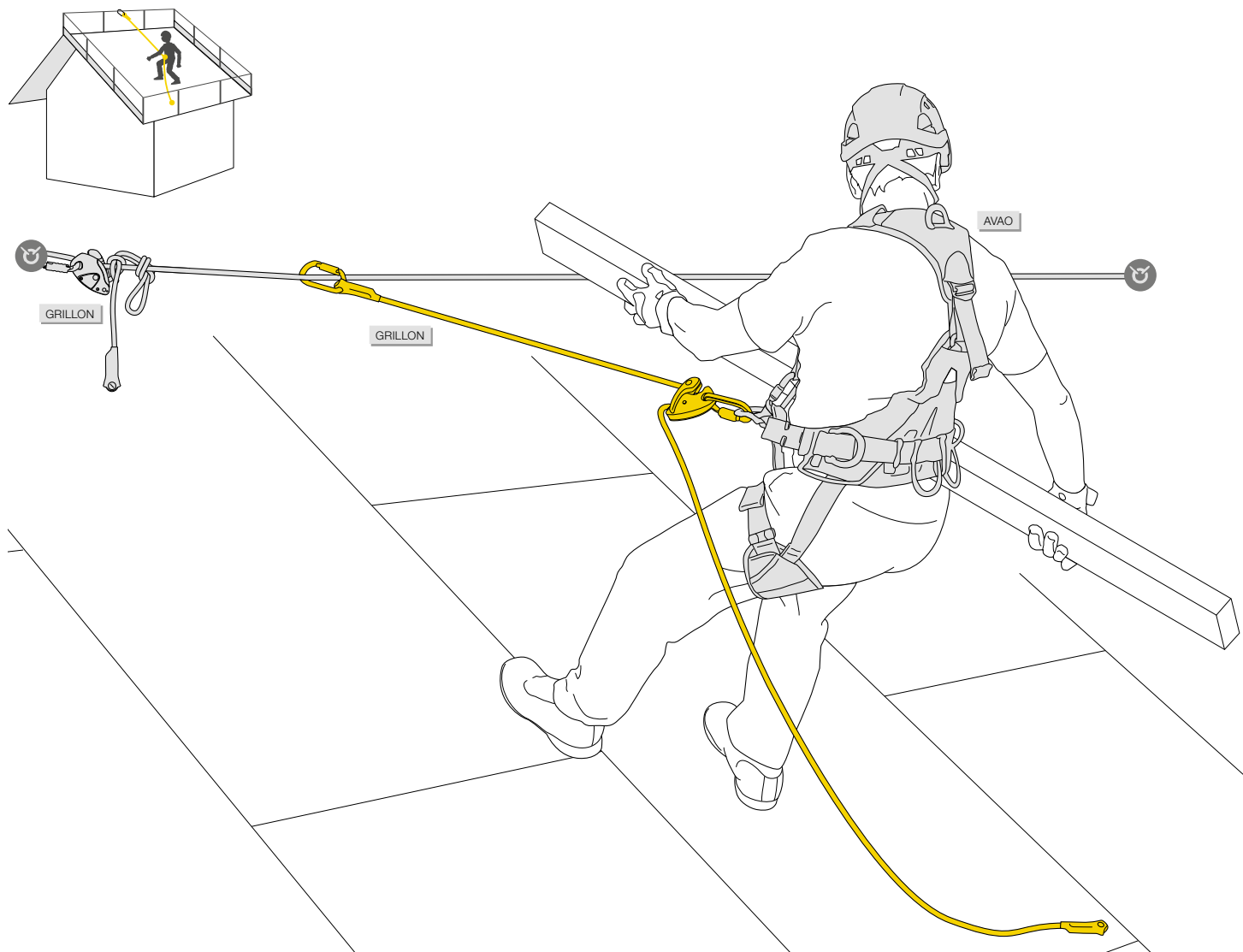
1. Roof access

Installing a rope with releasable anchor; backed up ascent with the ASAP.



2. Long-term use

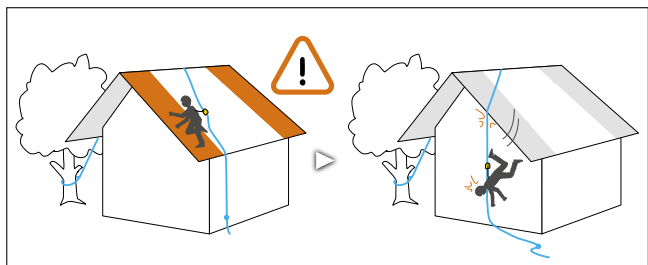
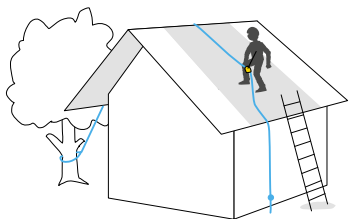
With individual positioning system and collective protection.



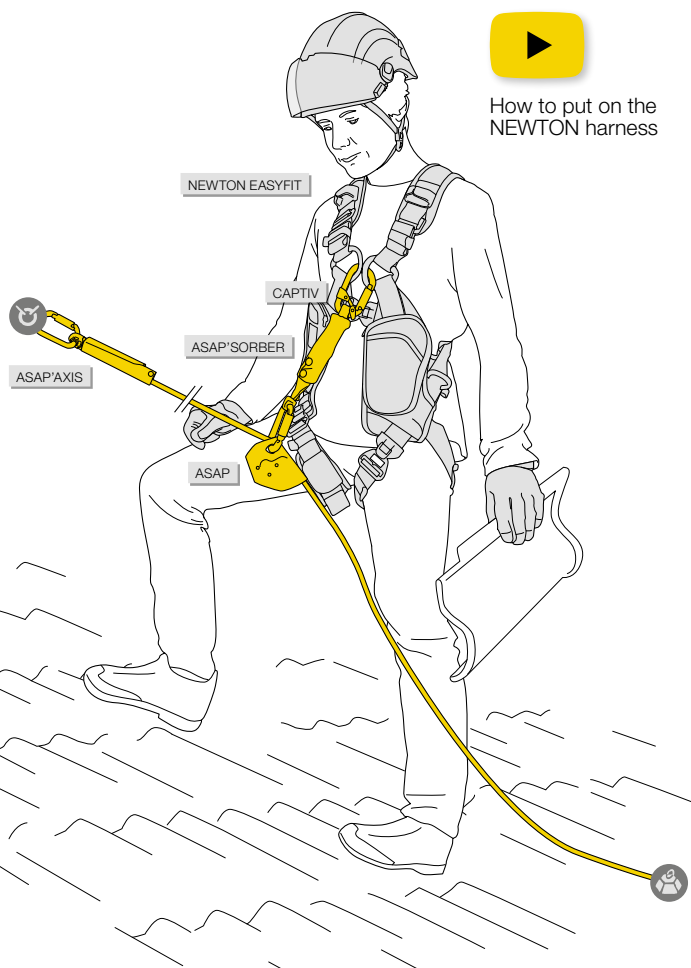
3. Occasional use

With individual fall-arrest system.

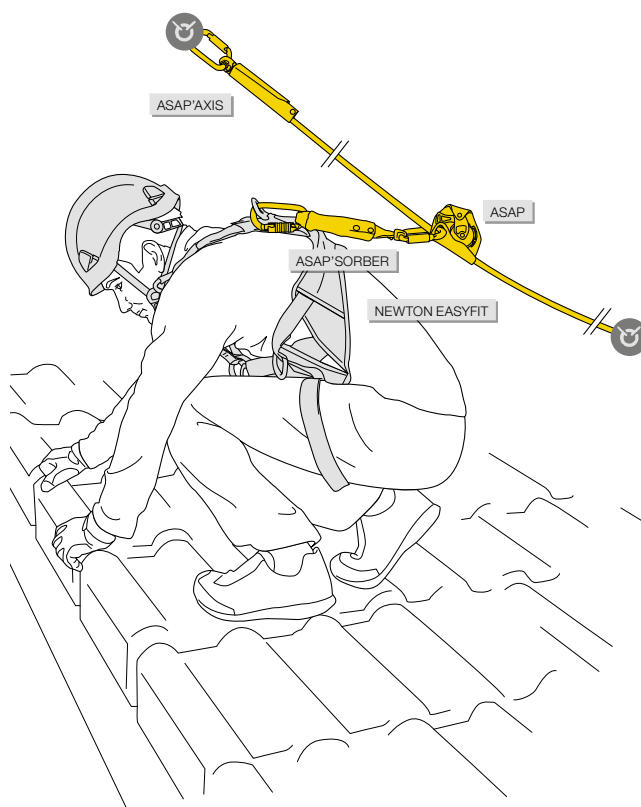
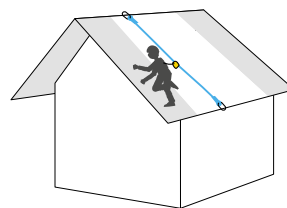
- Working in the center of the roof (limited access zone)



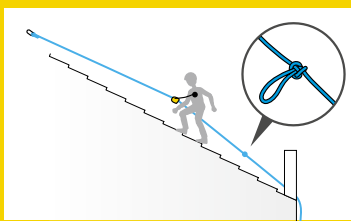
How to put on the NEWTON harness



- Working at the edges



To learn more about using the ASAP on an incline, see technical information available at www.petzl.com



PETZL.COM



For more information, see technical tips at www.petzl.com

PETZL.COM

GENERAL RESCUE PRINCIPLES

Inert suspension in a harness, even for a short time, can cause serious physiological harm. In case of an accident, it is important to respond quickly with the appropriate technique.

Self-Rescue

On sites where the main access could be cut off by fire, people must be ready to quickly evacuate the building. They have evacuation kits. These kits are either portable or installed permanently on the structure. When there is no existing anchor, a hook-based system can be used. In both cases, teams must be regularly trained so as not to panic in case of a fire.

On-Site Rescue

When a worksite is being set up, the company must establish a risk prevention plan (inventory of risk situations):

1. It must protect the personnel from falls from height. The solutions chosen, whether collective or individual, must protect the team members while they work.
2. In the event of an incident, the company must be prepared with rescue systems for accessing, releasing, and evacuating the victim. These solutions are established with:
 - Ready-to-use rescue kits, adaptable to many situations and simple to use
 - Personal equipment for the worker at height (solution requiring experienced and well-trained teams)

In both cases, the teams undergo regular training, so they can respond quickly in the event of an accident.

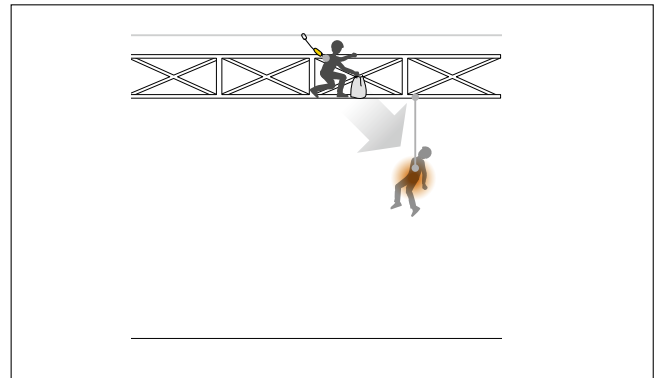
Technical Rescue

Technical rescue teams must be able to respond quickly in any situation. They must choose the quickest, most effective way to access the victim.

- When access is easy or possible by motorized means, they can easily transport the rescue equipment
- In more difficult access situations, they may use rope access techniques from above or below, and their equipment will be lightweight and versatile
- Finally, a helicopter can be used when victim access is complicated and/or remote, for example in the mountains

Cable Lift Evacuation

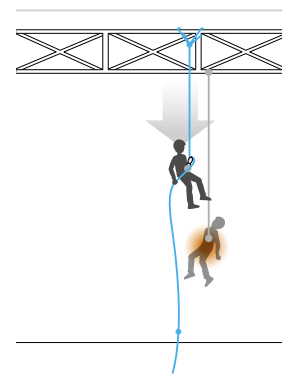
Cable lift evacuation operations follow an evacuation plan. Rescue kits are put together to meet the specific needs of each operator.



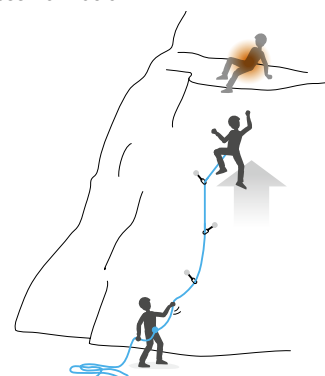
1. Accessing the victim

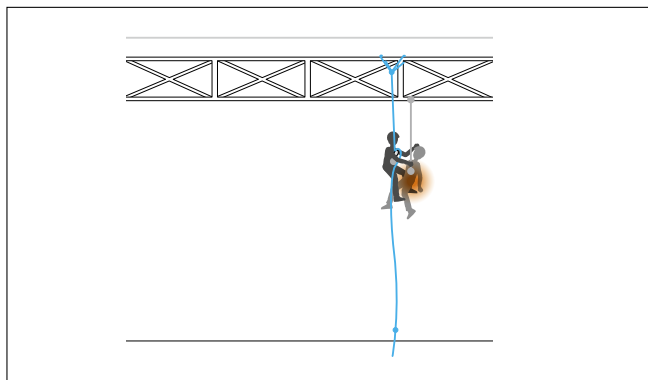
Accessing the victim can sometimes be complicated. Rope access techniques are used in these cases. When access is possible from above, rescuers use rope descent techniques. If an access rope is in place, rescuers can ascend the rope using hand and ventral rope clamp techniques. In other situations, rescuers are obliged to use climbing techniques to reach the victim.

Example of access from above



Example of access from below





2. Releasing the victim

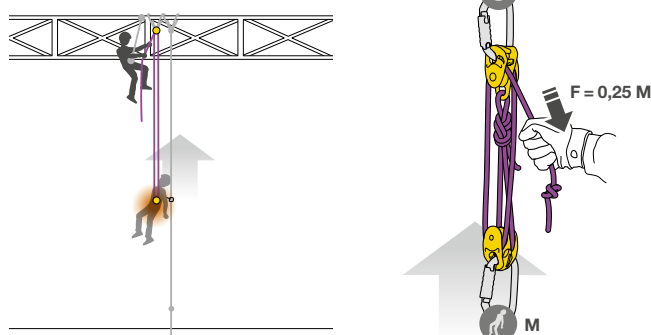
Raising

This involves using a mechanical advantage pulley system in order to easily raise the victim. A rescuer working alone uses a mechanical advantage system to reduce effort. The disadvantage is that a long rope is required. If there are enough rescuers, a lower mechanical advantage is used to speed up the operation.

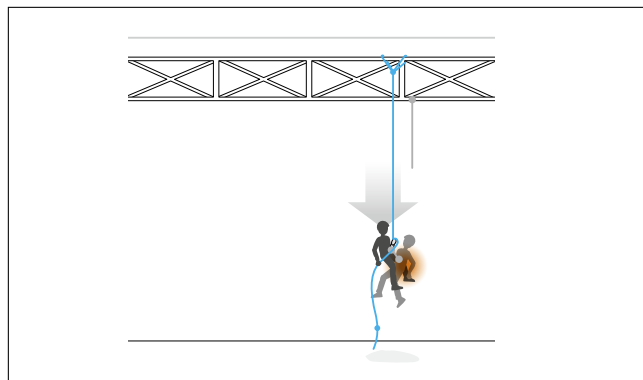
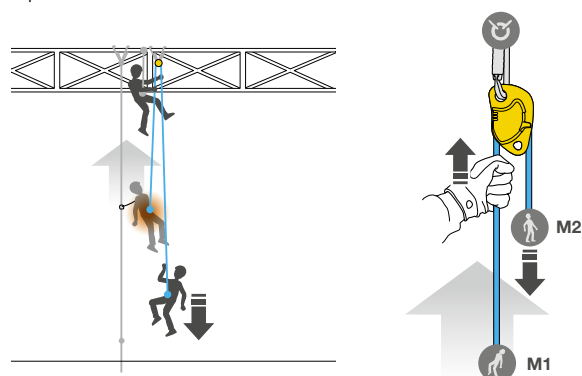
Counterbalance technique

This is a counterweight system. The rescuer is on one side, the victim on the other. The rescuer unweights the rope on the victim's side by pulling upward. The victim ascends and the rescuer descends. The advantage of this system is that it is easy to do with little equipment. Engaging the counterweight is the step that demands the most energy. After that, it is important to be careful to keep the system under control. Beware when there is a significant weight difference between the rescuer and the victim.

Example of raising



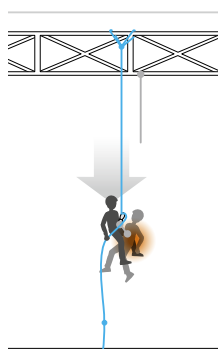
Example of counterbalance



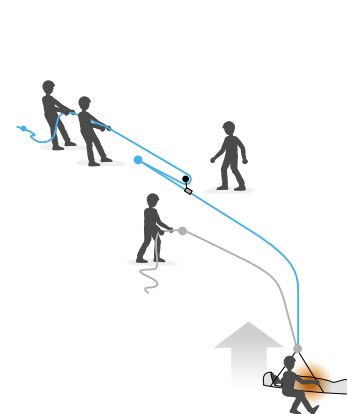
3. Evacuating the victim

Downward, the evacuation is done with a descender. This is the easiest technique currently in use. When downward evacuation is impossible, the victim is evacuated upward or horizontally. Upward, rescuers use either a counterweight or hauling technique. Horizontally, one or more ropes are tensioned. One rope is used for carriage, another is used as a back-up belay, and another to move the litter.

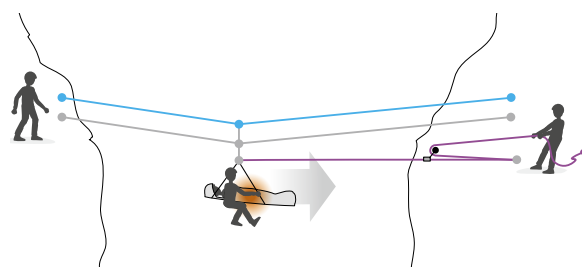
Downward



Upward



Horizontally



SELF-RESCUE

The typical scenario is of a firefighter trapped inside a burning structure. They need to be able to self-evacuate and must have the appropriate equipment to do so.

Technical specifics:

- In this situation, the firefighter must be able to take advantage of any available anchor point inside the building, or as a last resort, a window sill
- The exit generally takes place in an extremely hot, smoke-filled, and hostile environment, adding to the limitations
- The maneuvers must be as simple as possible, for quick action even under intense duress



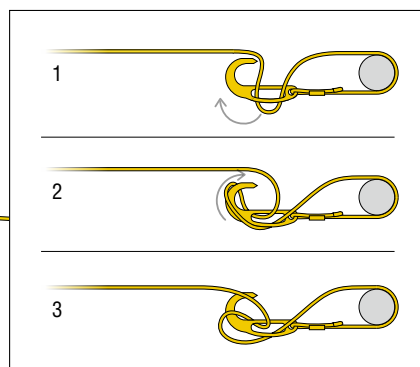
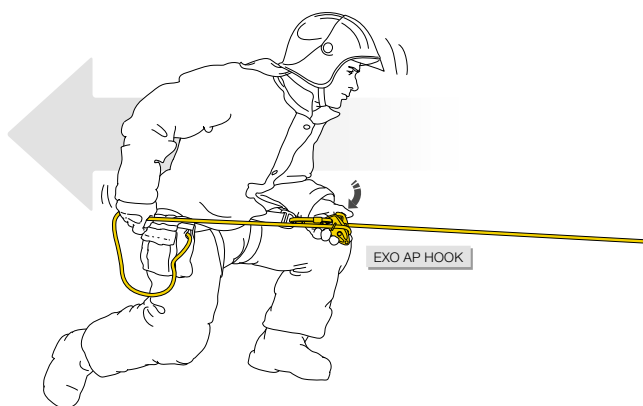
Firefighter training, United States © 2019 - Petzl Distribution - ROH - SLC FIRE DPT



EXO AP HOOK

EXO AP HOOK is a personal escape system with an anchor hook, designed for situations where the possibility of finding an anchor point is uncertain. It has a self-braking system with anti-panic function for quickly moving horizontally, climbing through a window, and controlling or stopping a descent. If the user pulls too hard on the handle, the anti-panic function brakes and stops the descent automatically.

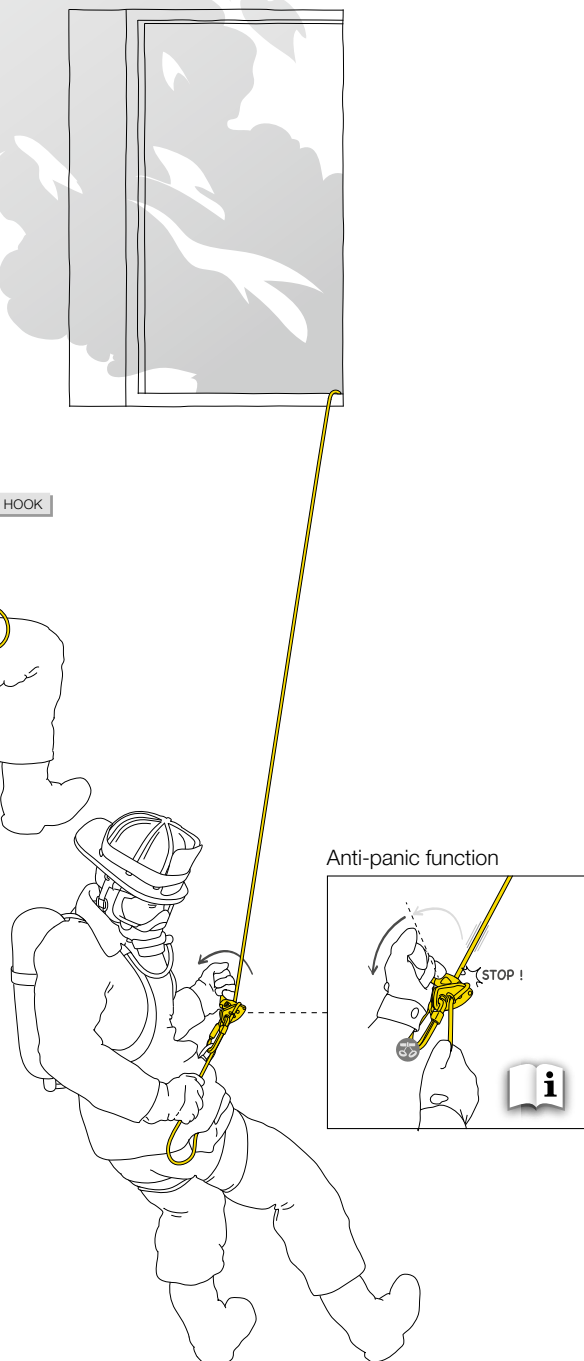
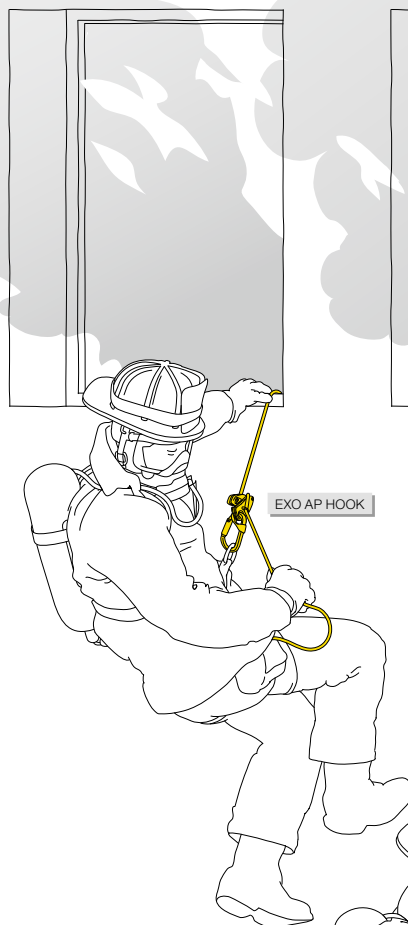
Rapid horizontal movement



Going through a window while maintaining the anchor hook on the window sill. Locking the left leg against the interior wall to control the movement.

Re-establishment below the window while holding the free end of the rope.

Descending, one hand uses the handle to start the descent, and the other hand holds the rope to control it.



Information is non-exhaustive. Refer to the other pages as well as the Instructions for Use and technical manuals. Technical training is essential.

ON-SITE RESCUE

If a victim is not able to self-rescue, the on-site work team has to respond immediately and move them to safety.

Examples of operations:

- A team member accesses the victim, unhooks them, then lowers the victim unaccompanied
- A team member accesses the victim, releases them, then rappels down with the victim
- The victim is suspended on a pre-installed evacuation system that does not require a team member to access them directly


Technical specifics:

- Unaccompanied evacuation can generally be done using a ready-to-use rescue kit
- Accompanied descent requires proper training, as it implies a mastery of advanced rope access techniques
- In all cases, the rescue method should be as rapid as possible, in order to reduce the risk of suspension trauma, especially when the victim is unconscious



JAG RESCUE KIT

The ready-to-use reversible JAG RESCUE KIT is designed to easily release and lower a victim. It contains a JAG SYSTEM haul kit, a RING OPEN gated ring, an I'D EVAC descender, a CONNEXION FIXE 150 cm anchor strap, a BUCKET bag, and an AXIS 11 mm rope with two sewn terminations.

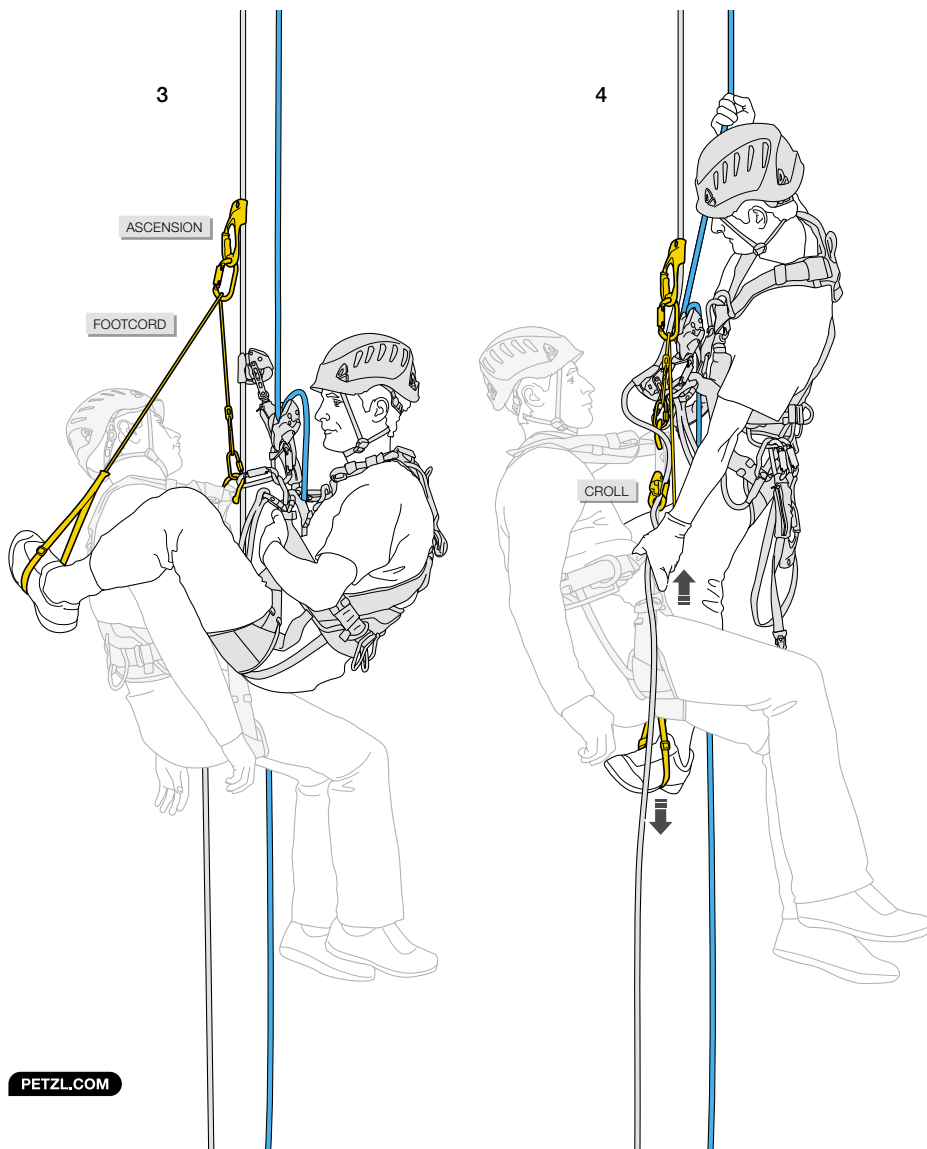


Release and evacuation of a victim on a CROLL

Rescue from below by a team member with their own equipment. The rescuer must carry out a risk assessment before responding and verify (among other things) that the victim's ropes are in good condition. The counterbalance system is used to transfer the victim onto the descender.

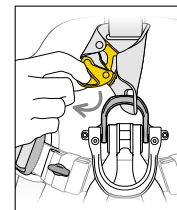
The rescuer ascends on the victim's safety line.

1. The rescuer transfers themselves to the RIG descender, tethers to the victim, and moves the ASAP up above the victim.
2. The rescuer puts a second connection in place. They can then remove the equipment that is in the victim's way.

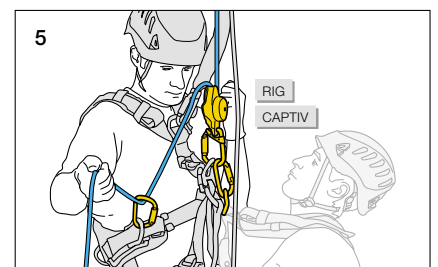


3. On the victim's rope, the rescuer installs a foot loop in counterbalance on the ASCENSION handled rope clamp.

4. In counterbalance on the foot loop, the rescuer prevents the rope from running through the CROLL and raises the victim. They remove the CROLL and take up as much rope slack as possible in the RIG descender.



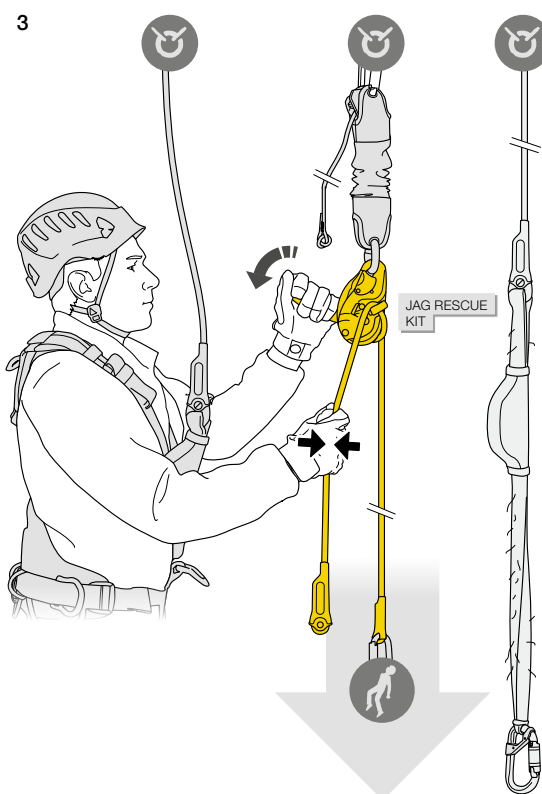
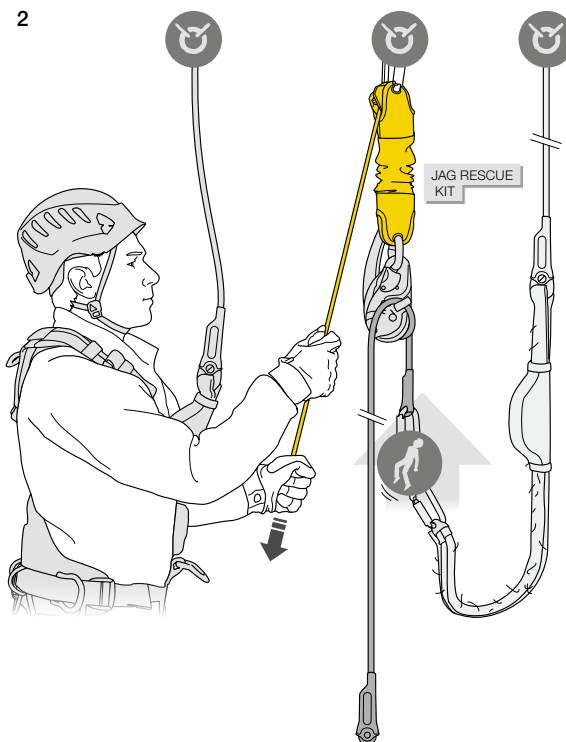
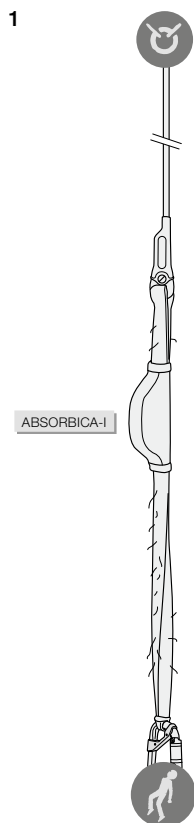
5. The rescuer, hanging on the RIG, removes the ASCENSION. They install a braking carabiner and accompany the victim to the ground.



Release and rescue using a reversible rescue kit

• Unaccompanied evacuation (when victim doesn't require monitoring or for a free-hanging evacuation):

1. Victim suspended by a lanyard, with the energy absorber torn by the fall.
2. Hauling (allows the victim to be released).
3. Lowering the victim.



To learn more about using the JAG RESCUE KIT to rescue a victim, see the technical information available at www.petzl.com

PETZL.COM



For more information, see technical tips at www.petzl.com

PETZL.COM

TECHNICAL RESCUE

Canyon rescue exercise in the Gave River, Gavarnie, France. © 2021 Petzl Distribution - Vuedici.org - CNEAS/CRS Lannemezan



NEW
2022



SPIN S1

Possible to open, even when attached to the anchor, the SPIN S1 pulley is designed for maximum simplicity in setting up haul or load deviation systems and tensioned highlines. Compact, reducing weight and bulk, which is especially useful during technical rescue. The sheave mounted on sealed ball bearings provides excellent efficiency. The swivel facilitates handling, allowing the pulley to be oriented under load and to directly connect carabiners, ropes, or slings.



SPIN S1



Technical rescue teams respond when the situation is especially difficult and requires significant resources to be deployed.

Rescue examples:

- Following a vehicle roll-over into a ravine, the victims are rescued via motorized means
- Evacuation of an injured worker from a location that is difficult to access
- Helicopter rescue operations in mountainous terrain

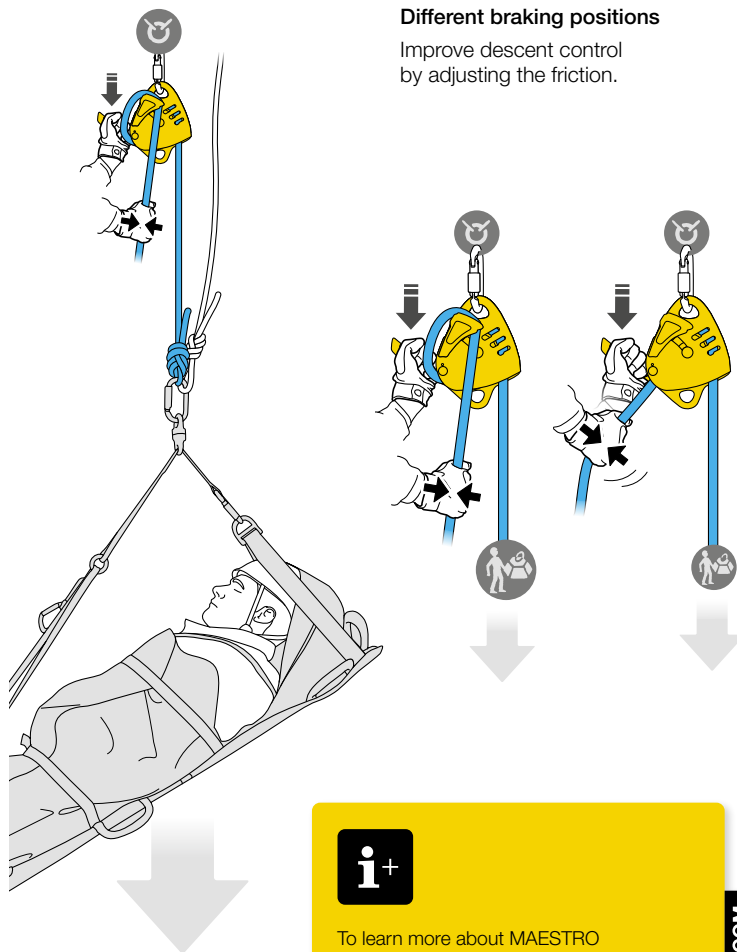
Technical specifics:

- Technical rescue teams have to operate in a variety of terrain types and have complete mastery of progression and belay techniques on a rope
- When the terrain allows, downward evacuation is preferred because of the gravity-assist
- Upward evacuation is a team effort that requires perfect coordination by everyone involved and demands techniques which are sometimes particularly complex, such as creating a haul system using lightweight pulleys, or counterweight techniques



Using the MAESTRO

The MAESTRO enables controlled lowering of loads up to 250 kg (MAESTRO S) and 280 kg (MAESTRO L).



Different braking positions

Improve descent control by adjusting the friction.

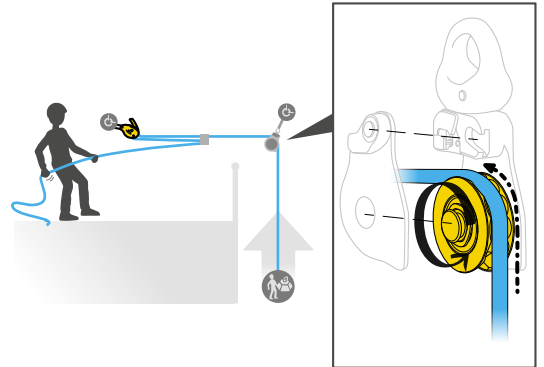


To learn more about MAESTRO performance, see the technical information for hauling and lowering at www.petzl.com

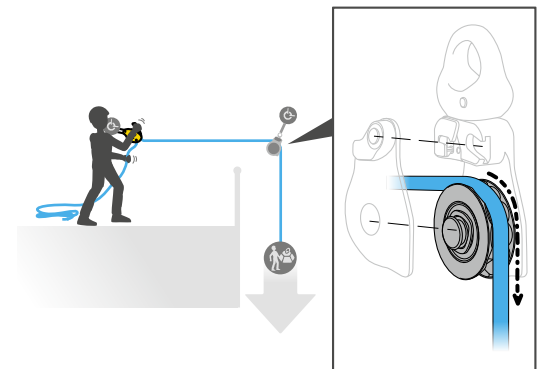
PETZL.COM

Rope redirect with SPIN L1D pulley

Rope redirect when raising: sheave rotates in the direction of the ascent.

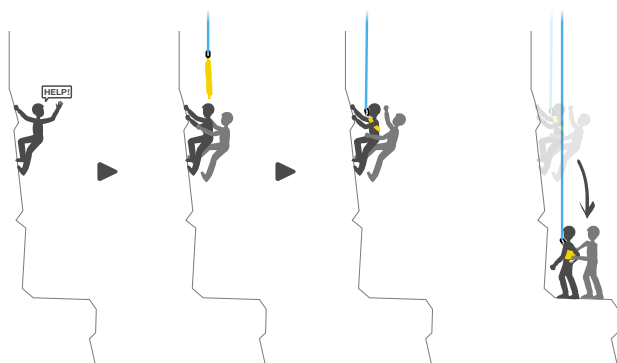


Extra friction makes for a more comfortable descent: the sheave does not rotate, and the facets provide additional friction on the rope.

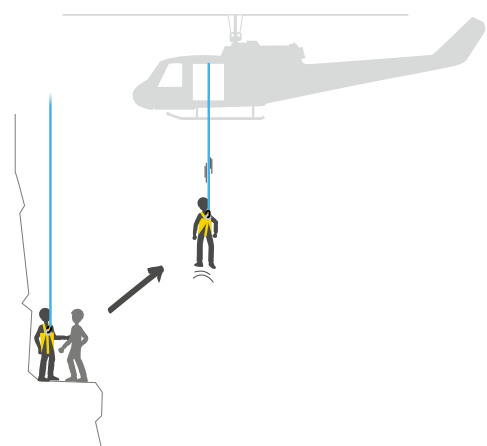


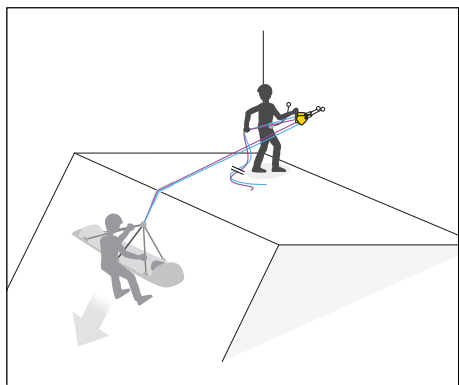
THALES evacuation triangle

The chest collar configuration provides a means to quickly secure an unharnessed person who is about to fall.



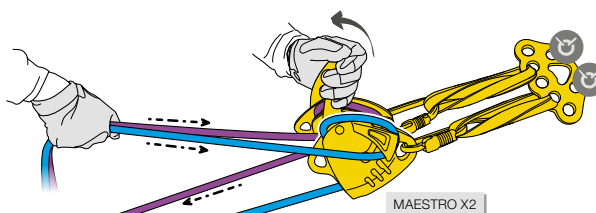
Once the person is on their feet, the triangle can be completely unfolded and adjusted without detaching it from the belay system.





Lowering with two MAESTROs in parallel, controlled by a single operator

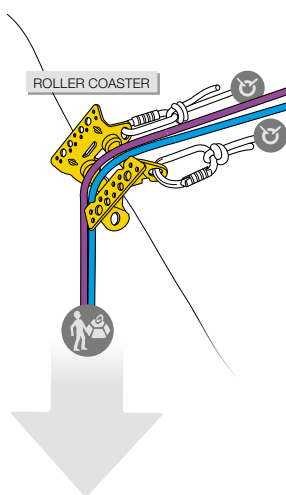
One operator simultaneously controls the two devices to optimize load-sharing between the two ropes, while limiting the potential fall distance in case one rope fails.



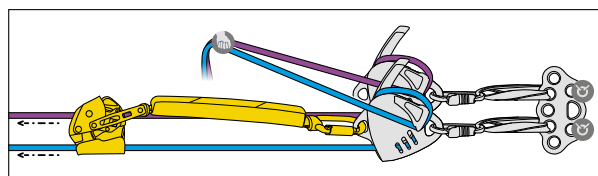
MAESTRO X2



How to belay with the MAESTRO on a back-up rope



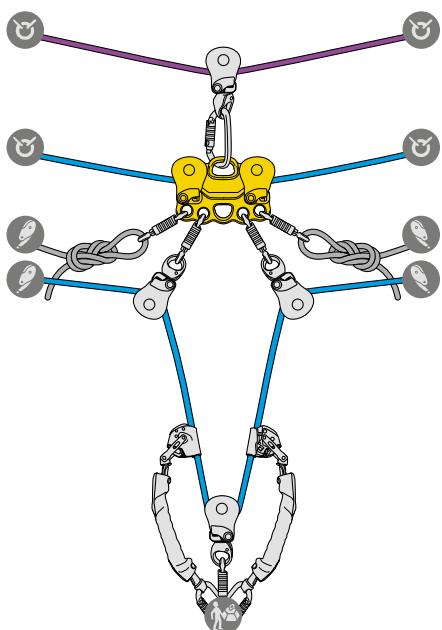
Addition of a back-up system to address potential operator error.



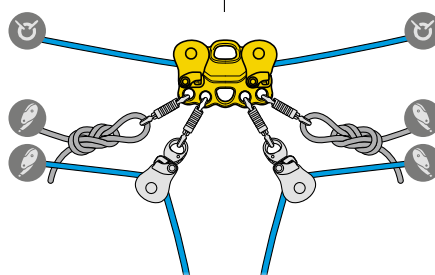
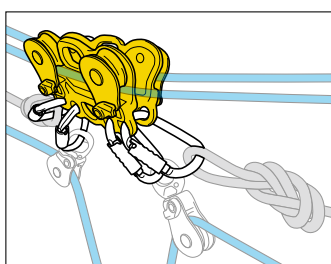
Evacuation on a tensioned highline with REEVE

The REEVE combines two pulleys with a rigging plate for clean and compact rigging of your highline rescue system.

On a main line with a back-up rope.



On two parallel highlines.




For more information, see technical tips at www.petzl.com

CABLE LIFT EVACUATION

If cable lift equipment fails, the operations manager must evacuate passengers according to the evacuation plan. This evacuation must be done within a predefined time frame and is generally conducted by the operations staff.

Technical specifics:

- Accessing the passengers is done by moving along the cable, from the towers
- These operations are managed simultaneously by multiple autonomous teams, generally made up of:
 - Someone suspended on the cable who evacuates passengers and whose movements are protected by a team member on the tower
 - Someone on the ground who receives passengers and guides the movement of the team member on the cable
- The success of these operations hinges largely on the instruction, training, and practice of the operations staff (at least once a year)





Urban cable car evacuation exercise, Namur, Belgium. © 2021 Petzl Distribution - Vuedici.org - Zone de secours NAGE

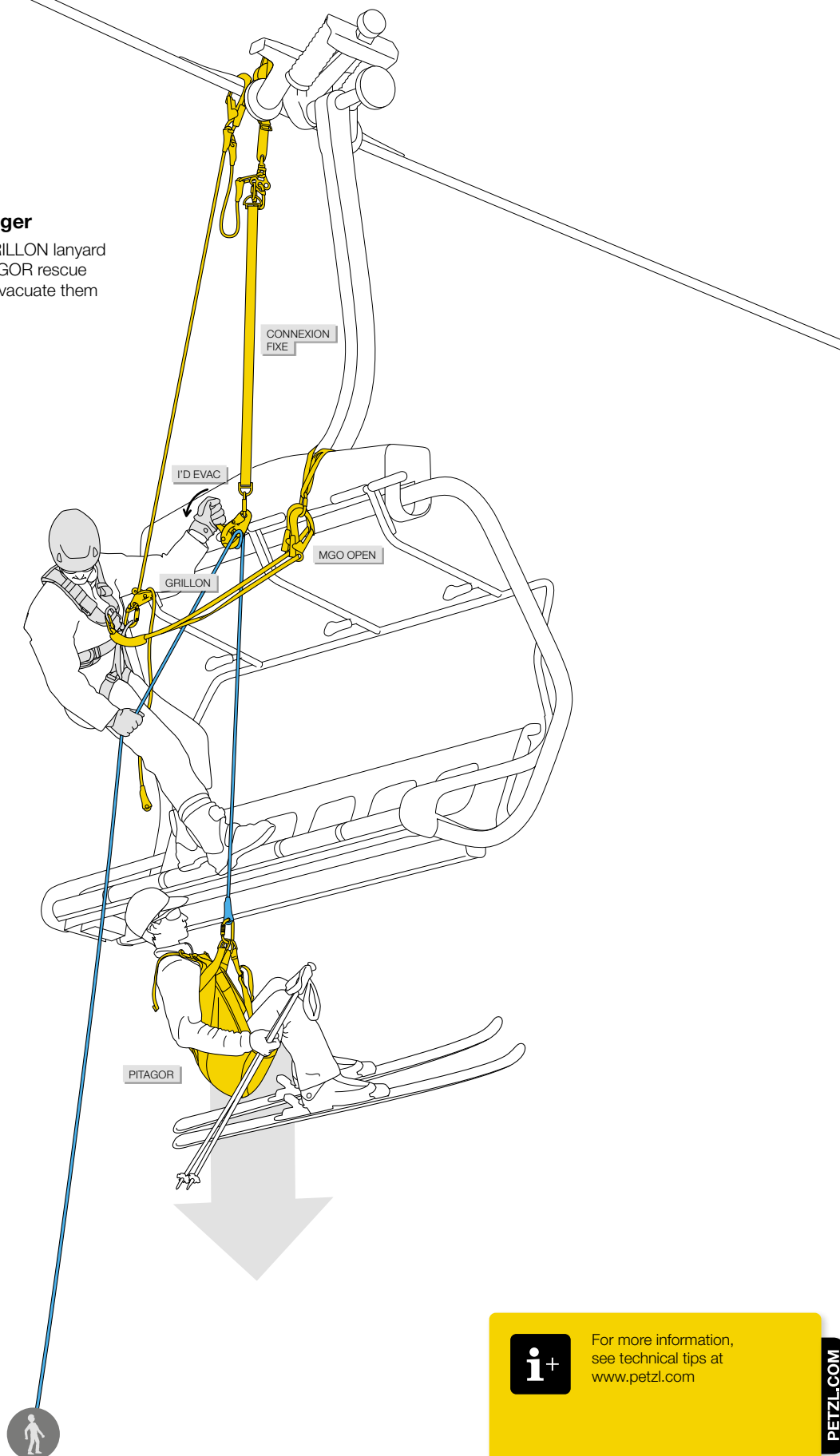
THALES

The THALES is designed for rescue operations, cable lift evacuations, and helicopter evacuations. It is a safety chest collar that allows the evacuee to be secured, and is also an evacuation triangle. Passing from the chest collar configuration to the triangle configuration is quick with the use of three hook and loop straps. THALES is ergonomic and practical, with color-coding that differentiates the back from the seat, as well as the different straps; it's also easy to put on, due to the closure system.



2. Evacuating the passenger

The rescuer descends on the GRILLON lanyard to the chair. They install the PITAGOR rescue triangle on the passenger, then evacuate them with an I'D EVAC descender.



For more information,
see technical tips at
www.petzl.com

HARNESSES

Simple to use, comfortable, with numerous accessories and technically suited to the requirements of the work they are designed for, Petzl harnesses set the standard in terms of safety and efficiency for workers at height.



Industrial roof maintenance, Roussillon, France. © 2021 Petzl Distribution - Vuedici.org - JADE-SEQENS - Site de Roussillon

To give each user the best possible fit, Petzl harnesses are adjustable at the waist, shoulders, and leg loops. They are equipped with different types of buckles:



FAST buckles

FAST buckles are fastened and unfastened quickly and easily without loss of adjustment, even when wearing gloves.



Self-locking buckles

These buckles do not require re-threading to be locked: they adjust easily in seconds.

General Purpose Harnesses

Fall-Arrest Harnesses

Fall-arrest harnesses with a simple, lightweight design.



Fall-Arrest and Work-Positioning Harnesses

Fall-arrest and work-positioning harnesses that are comfortable and easily donned.



Harnesses for Fall Arrest, Work Positioning, and Suspension

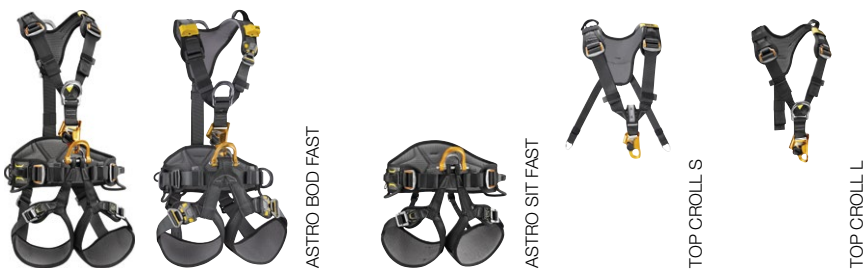
Versatile and very comfortable harnesses for fall arrest, work positioning, and suspension.



Specialized Harnesses

Rope Access Harnesses

Very comfortable harnesses, with integrated ventral rope clamp to facilitate ascending a rope.



Tree Care Harnesses

Very comfortable harnesses, with attachment bridge for greater freedom of movement in the trees.



Rescue Harnesses

Lightweight harnesses suitable for various rescue environments.



Evacuation Triangles and Litter

Equipment designed for rope rescue (such as in confined spaces or on cable lifts).



Certified to European and Russian standards, these harnesses are designed specifically for fall arrest. More specifically, they allow for the attachment of ABSORBICA energy-absorbing lanyards or an ASAP or ASAP LOCK mobile fall arrester.

• Lightweight, ergonomic design

NEWTON harnesses are designed to avoid interfering with the movement of the worker. The anatomical and lightweight design is close-fitting yet allows optimal freedom of movement.



How to put on the NEWTON harness

• Easy to use



Easy to fasten and unfasten harness

The FAST LT PLUS sternal buckle allows the harness to be quickly and easily fastened and unfastened without loss of adjustment, even with gloves. The buckle's locking system limits the risk of accidental unfastening.



Ready access to tools

The equipment loops simplify tool organization, and the slots allow a TOOLBAG pouch to be added.

• Versatile



Textile sternal attachment point

Lightweight and abrasion-resistant, the textile sternal attachment point allows attachment of a fall-arrest system.



Metal dorsal attachment point


Made of anodized aluminum for high strength, the dorsal attachment point allows attachment of a fall-arrest system.

• Great simplicity



NEWTON harnesses have color-coded (yellow/black) straps allowing rapid identification of the upper and lower parts of the harness before donning.

• Quick donning



Equipped with padded shoulder straps and FAST LT buckles on the leg loops, the NEWTON FAST harness dons very easily with both feet on the ground, without loss of adjustment.

• Optimal comfort



The NEWTON EASYFIT harness is designed to keep its shape, and includes two pockets for stowing small items. The leg loops are padded and equipped with FAST LT buckles, enabling the harness to be easily donned while keeping both feet on the ground, without loss of adjustment.

Video for NEWTON harnesses



NEWTON European Version

Fall-arrest harness

NEWTON is a lightweight, ergonomic fall-arrest harness. It is easy to use and its straps are color-coded to make donning easier. The harness allows immediate access to tools, with equipment loops and slots for the TOOLBAG pouch. Its textile sternal attachment point and metal dorsal attachment point provide tremendous versatility. It is certified to European and Russian standards.



NEWTON FAST European Version

Quick-donning fall-arrest harness

NEWTON FAST is a lightweight, ergonomic fall-arrest harness that can be quickly donned. It is equipped with padded shoulder straps and FAST LT buckles on the leg loops, allowing the harness to be donned with both feet on the ground, without loss of adjustment. The harness allows immediate access to tools, with equipment loops and slots for the TOOLBAG pouch. Its textile sternal attachment point and metal dorsal attachment point provide tremendous versatility. It is certified to European and Russian standards.



NEWTON EASYFIT European Version

Comfortable and quick-donning fall-arrest harness

NEWTON EASYFIT is a comfortable, ergonomic fall-arrest harness that can be quickly donned. It is equipped with padded shoulder straps and FAST LT buckles on the leg loops, allowing the harness to be donned with both feet on the ground, without loss of adjustment. Its lightweight, breathable design offers two zippered pockets for storing small items. The harness allows immediate access to tools, with equipment loops and slots for the TOOLBAG pouch. Its textile sternal attachment point and metal dorsal attachment point provide tremendous versatility. It is certified to European and Russian standards.



Accessories



Hi-VIZ Vest for NEWTON Harnesses

Fluorescent-colored vest with reflective strips makes the worker highly visible in a variety of lighting conditions. It installs quickly and easily on NEWTON, NEWTON FAST, and NEWTON EASYFIT harnesses. The sternal buckle, the multiple attachment points, and the lanyard connector parking all remain accessible during use for optimal freedom of movement.



Leg Loop Padding for NEWTON Harnesses

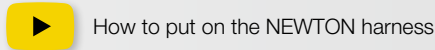
Leg loop padding for increased comfort with the NEWTON and NEWTON FAST harnesses, or for replacing the padding on NEWTON EASYFIT harnesses.



Certified to North American, European, and Russian standards, these harnesses are designed specifically for fall arrest. More specifically, they allow for the attachment of ABSORBICA energy-absorbing lanyards or an ASAP or ASAP LOCK mobile fall arrester.

• Lightweight, ergonomic design

NEWTON harnesses are designed to avoid interfering with the movement of the worker. The anatomical and lightweight design is close-fitting yet allows optimal freedom of movement.




• Easy to use



Easy to fasten and unfasten harness


The FAST LT PLUS sternal buckle allows the harness to be quickly and easily fastened and unfastened without loss of adjustment, even with gloves. The buckle's locking system limits the risk of accidental unfastening.



Lanyard connector parking

The harnesses have a parking system for fall-arrest lanyard connectors on each shoulder strap. In the event of a fall, the system releases the MGO connector and allows the absorber to be deployed.

• Versatile



The harnesses have a metal dorsal attachment point that allows attachment of a fall-arrest system, and a textile dorsal attachment point that allows attachment of a self-retracting fall-arrest system.

• Easy harness inspection



The sternal and dorsal attachment points are equipped with fall-arrest indicators: a red tag appears after a fall to indicate that the harness must be retired.

• Great simplicity



NEWTON harnesses have color-coded (yellow/black) straps allowing rapid identification of the upper and lower parts of the harness before donning.

• Quick donning



Equipped with padded shoulder straps and FAST LT PLUS buckles on the leg loops, the NEWTON FAST harness dons very easily with both feet on the ground, without loss of adjustment.

• Optimal comfort



The NEWTON EASYFIT harness is designed to keep its shape, and includes two pockets for stowing small items. The leg loops are padded and equipped with FAST LT PLUS buckles, enabling the harness to be easily donned while keeping both feet on the ground, without loss of adjustment.

Video for NEWTON harnesses



NEWTON International Version

Fall-arrest harness

NEWTON is a lightweight, ergonomic fall-arrest harness. It is easy to use and its straps are color-coded to make donning easier. The harness allows immediate access to tools, with equipment loops and slots for the TOOLBAG pouch. Its textile sternal attachment point and metal and textile dorsal attachment points provide tremendous versatility. It ergonomically stows MGO connectors and has fall indicators. It is certified to North American, European, and Russian standards.



NEWTON FAST International Version

Quick-donning fall-arrest harness

NEWTON FAST is a lightweight, ergonomic fall-arrest harness that can be quickly donned. It is equipped with padded shoulder straps and FAST LT PLUS buckles on the leg loops, allowing the harness to be donned with both feet on the ground, without loss of adjustment. The harness allows immediate access to tools, with equipment loops and slots for the TOOLBAG pouch. Its textile sternal attachment point and metal and textile dorsal attachment points provide tremendous versatility. It ergonomically stows MGO connectors and has fall indicators. It is certified to North American, European, and Russian standards.



NEWTON EASYFIT International Version

Comfortable and quick-donning fall-arrest harness

NEWTON EASYFIT is a comfortable, ergonomic fall-arrest harness that can be quickly donned. It is equipped with padded shoulder straps and FAST LT PLUS buckles on the leg loops, allowing the harness to be donned with both feet on the ground, without loss of adjustment. Its lightweight, breathable design offers two zippered pockets for storing small items. The harness allows immediate access to tools, with equipment loops and slots for the TOOLBAG pouch. Its textile sternal attachment point and metal and textile dorsal attachment points provide tremendous versatility. It ergonomically stows MGO connectors and has fall indicators. It is certified to North American, European, and Russian standards.



Accessories



Hi-VIZ Vest for NEWTON Harnesses

Fluorescent-colored vest with reflective strips makes the worker highly visible in a variety of lighting conditions. It installs quickly and easily on NEWTON, NEWTON FAST, and NEWTON EASYFIT harnesses. The sternal buckle, the multiple attachment points, and the lanyard connector parking all remain accessible during use for optimal freedom of movement.



Leg Loop Padding for NEWTON Harnesses

Leg loop padding for increased comfort with the NEWTON and NEWTON FAST harnesses, or for replacing the padding on NEWTON EASYFIT harnesses.



Fall-Arrest and Work-Positioning Harnesses

These harnesses help provide fall protection for the worker and enable them to position themselves at a workstation, with a GRILLON lanyard, for example. Additionally, they are specifically designed to facilitate vertical progression on a rail or cable (European versions only).

• Quick and easy donning



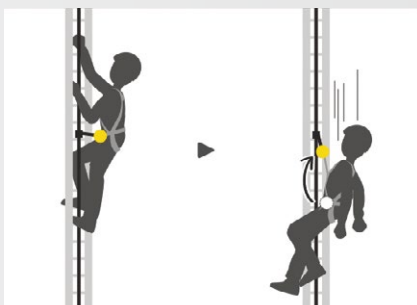
VOLT and VOLT WIND harnesses are very quick to don. The waistbelt and leg loops are equipped with FAST LT PLUS/FAST LT buckles, allowing the harness to be easily donned while keeping both feet on the ground.

• Optimal comfort



Comfortable work positioning

Wide, semi-rigid waistbelt and leg loops give excellent support. The lightweight, breathable construction maximizes air flow.



Ventral attachment point suitable for vertical progression on a rail or cable


The LADDER CLIMB attachment point allows for ventral attachment of the fall-arrest trolley, which distributes the load on the waistbelt, providing optimal comfort. In the event of a fall, the attachment point automatically moves upward to a sternal position to help keep the body in a vertical post-fall position (only on European versions).



Folding side attachment points

Side attachment points can be folded down to prevent them snagging accidentally when not in use.

• Easy to use



The harnesses have a parking system for the MGO connectors on fall-arrest lanyards on each shoulder strap. In the event of a fall, the system releases the MGO connectors and allows the absorber to be deployed.

• For work on towers and antennas



VOLT harnesses have a wide waistbelt with equipment loops on the back for easy organization of work tools.

• For work inside wind turbine towers



VOLT WIND harnesses have dorsal wear protectors to reduce wear on the straps when moving about inside a wind turbine tower.



▶ VOLT harnesses

VOLT® European Version

Fall-arrest and work-positioning harness with attachment point for vertical progression on rail or cable

The VOLT fall-arrest and work-positioning harness is very quick to don, thanks to the FAST LT PLUS and FAST LT buckles that allow it to be donned with both feet on the ground. The wide, semi-rigid waistbelt and leg loops provide excellent support. Its lightweight, breathable construction maximizes air flow. Its LADDER CLIMB attachment point allows for ventral attachment of the fall-arrest trolley, providing optimal comfort during progression. It is certified to European and Russian standards.



VOLT® International Version

Fall-arrest and work-positioning harness

The VOLT fall-arrest and work-positioning harness is very quick to don, thanks to the FAST LT PLUS buckles that allow it to be donned with both feet on the ground. The wide, semi-rigid waistbelt and leg loops provide excellent support. Its lightweight, breathable construction maximizes air flow. It features a textile dorsal attachment point designed for connecting a self-retracting fall-arrest system. It is certified to North American and European standards.



▶ VOLT WIND harnesses



VOLT® WIND European Version

Fall-arrest and work-positioning harness for the wind power industry with attachment point for vertical progression on rail or cable

The VOLT WIND fall-arrest and work-positioning harness is very quick to don, thanks to the FAST LT PLUS and FAST LT buckles that allow it to be donned with both feet on the ground. The wide, semi-rigid waistbelt and leg loops provide excellent support. Its lightweight, breathable construction maximizes air flow. Its LADDER CLIMB attachment point allows for ventral attachment of the fall-arrest trolley, providing optimal comfort during progression. It has wear protectors on the waistbelt and dorsal point to limit wear when moving about inside the wind turbine tower. It is certified to European and Russian standards.



VOLT® WIND International Version

Fall-arrest and work-positioning harness for the wind power industry

The VOLT WIND fall-arrest and work-positioning harness is very quick to don, thanks to the FAST LT PLUS buckles that allow it to be donned with both feet on the ground. The wide, semi-rigid waistbelt and leg loops provide excellent support. Its lightweight, breathable construction maximizes air flow. It features a textile dorsal attachment point designed for connecting a self-retracting fall-arrest system. It has wear protectors on the waistbelt and dorsal point to limit wear when moving about inside the wind turbine tower. It is certified to North American and European standards.



Accessory



▶ How to install the VOLT seat

Seat for VOLT® Harnesses

Seat for VOLT harnesses for greater comfort while suspended

The seat for the VOLT harness attaches to the designated slots on the harness. It provides additional comfort during prolonged suspension.



Harnesses for Fall Arrest, Work Positioning, and Suspension

These harnesses are used for fall protection, for positioning at a workstation, and for working comfortably while suspended.

• Comfortable construction



Wide, semi-rigid waistbelt and leg loops give excellent support. The lightweight, breathable construction maximizes air flow.

• Convenient buckle system



Easy to adjust

The AVAO harnesses can be adjusted at the waistbelt and shoulder straps. These adjustment points are equipped with self-locking DOUBLEBACK buckles. These do not require re-threading to be locked: the harness adjusts easily in seconds.



Available in easier donning version


The leg loops of AVAO harnesses are equipped with FAST / FAST LT buckles that facilitate donning the harness with both feet on the ground or with large footwear, without loss of adjustment, even when wearing gloves.

• Efficiently organize work tools



AVAO harnesses are equipped with six equipment loops on the sides and at the rear of the waistbelt. They are shaped to facilitate clipping carabiners. Each harness also has slots designed for the CARITool tool holder and the TOOLBAG tool pouch.

• Lanyard connector parking




The harnesses have a parking system for fall-arrest lanyard connectors on each shoulder strap. In the event of a fall, the system releases the MGO connector and allows the absorber to be deployed.

• A complete solution, with dorsal attachment point



The AVAO BOD and AVAO BOD FAST full-body harnesses are equipped with a dorsal attachment point for connecting a fall-arrest system. In the event of a fall on this attachment point, a shorter adjustment of the length between the waistbelt and the leg loops means the load is taken up on the leg loops, allowing the user to remain suspended longer while awaiting rescue.

• A lightweight and modular solution



Combining a seat harness with a separate chest harness is a more lightweight solution if the user does not need a dorsal attachment point. It is also a solution for hard-to-fit body types, as it allows users to combine different seat and chest harness sizes.



AVAO® BOD / AVAO® BOD FAST European Version

Comfortable harness for fall arrest, work positioning, and suspension

The AVAO BOD fall-arrest, work-positioning, and suspension harness is designed for greater comfort in a variety of different situations. The wide, semi-rigid waistbelt and leg loops provide excellent support. Its lightweight, breathable construction maximizes air flow. The shoulder straps have a system for stowing the fall-arrest lanyard connectors and keeping them within reach. The DOUBLEBACK self-locking buckles at the rear of the harness, between the waistbelt and the leg loops, allow for a shorter adjustment when the dorsal attachment point is used. The harness also makes it easier to carry and organize work tools, with multiple gear loops and slots for attaching CARITool tool holders and TOOLBAG tool pouches. The harness is fastened with a SCREW-LOCK manual locking carabiner and is certified to European and Russian standards. AVAO BOD features leg loops with DOUBLEBACK self-locking buckles; AVAO BOD FAST has leg loops with FAST LT buckles.



AVAO® BOD / AVAO® BOD FAST International Version

Comfortable harness for fall arrest, work positioning, and suspension

The AVAO BOD fall-arrest, work-positioning, and suspension harness is designed for greater comfort in a variety of different situations. The wide, semi-rigid waistbelt and leg loops provide excellent support. Its lightweight, breathable construction maximizes air flow. The shoulder straps have a system for stowing the fall-arrest lanyard connectors and keeping them within reach. The DOUBLEBACK self-locking buckles at the rear of the harness, between the waistbelt and the leg loops, allow for a shorter adjustment when the dorsal attachment point is used. The harness also makes it easier to carry and organize work tools, with multiple gear loops and slots for attaching CARITool tool holders and TOOLBAG tool pouches. The harness has an integrated fall indicator on the dorsal attachment point and is fastened with a TRIACT-LOCK automatic locking carabiner. It is certified to North American and European standards. AVAO BOD features leg loops with DOUBLEBACK self-locking buckles; AVAO BOD FAST has leg loops with FAST buckles.



TOP

Chest harness for seat harness

The TOP chest harness transforms AVAO SIT, AVAO SIT FAST, FALCON, FALCON MOUNTAIN, and SEQUOIA SRT seat harnesses into fall-arrest harnesses. The padded shoulder straps are widely spaced to reduce neck chafing. When the waistbelt is loaded, the straps help distribute the load over the shoulders. They also have a system for stowing the fall-arrest lanyard connectors and keeping them within reach.



AVAO® SIT / AVAO® SIT FAST

Comfortable seat harness for work positioning and suspension

The AVAO SIT work positioning and suspension seat harness is designed for greater comfort in a variety of situations. The wide, semi-rigid waistbelt and leg loops provide excellent support. Its lightweight, breathable construction maximizes air flow. The harness also makes it easier to carry and organize work tools, with multiple gear loops and slots for attaching CARITool tool holders and TOOLBAG tool pouches. This seat harness is designed to be converted into a fall-arrest harness when combined with a TOP chest harness, or into a rope access harness when combined with a TOP CROLL S or L chest harness. The AVAO SIT leg loops have DOUBLEBACK self-locking buckles; AVAO SIT FAST leg loops have FAST LT buckles.



Rope Access Harnesses

Designed for rope access, these harnesses allow the worker to be protected in the event of a fall and to position themselves at the workstation. The gated ventral attachment point facilitates rope ascents and makes working while suspended more comfortable.

• Efficiently integrate equipment



The gated attachment point allows the user to connect:

- CROLL ventral rope clamp on the ventral point for greater efficiency on rope ascents
- PROGRESS lanyard directly on the ventral attachment point
- PODIUM seat on the axle of the attachment point, allowing the load to be supported directly by the descender, while offering mobility at the ventral attachment point

• Efficiently organize work tools



ASTRO harnesses are equipped with six equipment loops on the sides and at the rear of the waistbelt. They are shaped to facilitate clipping carabiners. Each harness also has slots designed for the CARITOOl tool holder and the TOOLBAG tool pouch.

• Ultra-comfortable design



The waistbelt and the leg loops of ASTRO harnesses are semi-rigid and wide in order to limit pressure points and provide effective support. These two zones are sculpted and lined with breathable foam padding for optimal comfort while suspended, and for good ventilation. This construction also facilitates harness donning.

• Convenient buckle system



Easy to don

The leg loops of ASTRO harnesses are equipped with FAST / FAST LT buckles that facilitate donning the harness with both feet on the ground or with large footwear, without loss of adjustment, even when wearing gloves.



Easy to adjust

The waistbelt and shoulder straps are equipped with self-locking DOUBLEBACK / DOUBLEBACK PLUS buckles for quick and easy adjustment.

• A complete solution, with dorsal attachment point



ASTRO BOD FAST full-body harnesses are equipped with a dorsal attachment point for attaching a fall-arrest system. In the event of a fall on this attachment point, a shorter adjustment of the length between the waistbelt and the leg loops means the load is taken up on the leg loops, allowing the user to remain suspended longer while awaiting rescue.

• A lightweight and modular solution



Combining a seat harness with a separate chest harness is a more lightweight solution if the user does not need a dorsal attachment point. It is also a solution for hard-to-fit body types, as it allows users to combine different seat and chest harness sizes.

ASTRO harnesses



ASTRO® BOD FAST European Version

Ultra-comfortable rope access harness

With an integrated CROLL L ventral rope clamp, the ASTRO BOD FAST harness is designed for greater efficiency and comfort during rope ascents. The gated ventral attachment point allows you to efficiently integrate equipment (such as rope clamp, lanyard, or seat). The wide, semi-rigid waistbelt and leg loops provide excellent support. They are contoured and lined with breathable foam padding for comfort while suspended. The DOUBLEBACK self-locking buckles at the rear of the harness, between the waistbelt and the leg loops, allow for a shorter adjustment when the dorsal attachment point is used. The harness also makes it easier to carry and organize work tools, with multiple gear loops and slots for attaching CARITool tool holders and TOOLBAG tool pouches. It is certified to European and Russian standards. The ASTRO BOD FAST (European version) features leg loops with FAST LT buckles.



ASTRO® BOD FAST International Version

Ultra-comfortable rope access harness

With an integrated CROLL L ventral rope clamp, the ASTRO BOD FAST harness is designed for greater efficiency and comfort during rope ascents. The gated ventral attachment point allows optimal integration of equipment (such as rope clamp or seat). The wide, semi-rigid waistbelt and leg loops provide excellent support. They are contoured and lined with breathable foam padding for comfort while suspended. The DOUBLEBACK self-locking buckles at the rear of the harness, between the waistbelt and the leg loops, allow for a shorter adjustment when the dorsal attachment point is used. The harness also makes it easier to carry and organize work tools, with multiple gear loops and slots for attaching CARITool tool holders and TOOLBAG tool pouches. It has a fall indicator on the dorsal attachment point and is certified to North American and European standards. The ASTRO BOD FAST (international version) features leg loops with FAST buckles.



TOP CROLL® S

Chest harness for seat harness, with integrated CROLL S ventral rope clamp

The TOP CROLL S integrates a CROLL S ventral rope clamp to transform ASTRO SIT FAST, AVAO SIT, AVAO SIT FAST, FALCON, FALCON ASCENT, and SEQUOIA SRT harnesses into rope access harnesses. The textile sternal attachment point optimally reduces weight and bulk. The padded shoulder straps are widely spaced to reduce neck chafing. When the waistbelt is loaded, the straps help distribute the load over the shoulders. The rear connections on each side of the waistbelt offer excellent stability.



TOP CROLL® L

Chest harness for seat harness, with integrated CROLL L ventral rope clamp

The TOP CROLL L integrates a CROLL L ventral rope clamp to transform ASTRO SIT FAST, AVAO SIT, AVAO SIT FAST, FALCON, FALCON ASCENT and SEQUOIA SRT harnesses into rope access harnesses. The padded shoulder straps are widely spaced to reduce neck chafing. When the waistbelt is loaded, the straps help distribute the load over the shoulders.



ASTRO® SIT FAST

Ultra-comfortable seat harness for rope access

The ASTRO SIT FAST rope access seat harness features a gated ventral attachment point that allows you to efficiently integrate equipment (such as rope clamp, lanyard, or seat). The wide, semi-rigid waistbelt and leg loops provide excellent support. They are contoured and lined with breathable foam padding for comfort while suspended. The harness also makes it easier to carry and organize work tools, with multiple gear loops and slots for attaching CARITool tool holders and TOOLBAG tool pouches. This seat harness is designed to be converted into a full-body harness when combined with a TOP CROLL S or L chest harness. The ASTRO SIT FAST features leg loops with FAST LT buckles.

Accessory



PODIUM

Seat for prolonged suspension

The PODIUM provides optimal comfort during prolonged suspension. The wide seat offers excellent stability. Rigid sides prevent the webbing straps from cutting into the thighs. The easy-to-use seat has two gear loops and a rear hook, making it easier to store in order to facilitate movement. It connects to ASTRO BOD FAST and ASTRO SIT FAST harnesses with two shackles (find a description of the shackles on page 67).



These harnesses are designed for arborists: they allow great mobility in the tree and optimally distribute the load between the waistbelt and the leg loops. They also provide excellent lumbar support in the many work phases where the arborist has their weight on the harness.

• Comfortable



The semi-rigid, extra-wide waistbelt provides excellent support for the user. It is also sculpted and lined with foam padding for improved comfort while suspended.

• Ergonomic



Gated attachment points

The gated attachment points facilitate connection of a ZILLON or MICROFLIP lanyard. They also allow installation of several attachment bridges (adjustable or fixed), as well as accessories like RING attachment rings or SWIVELS, directly on the attachment bridge.

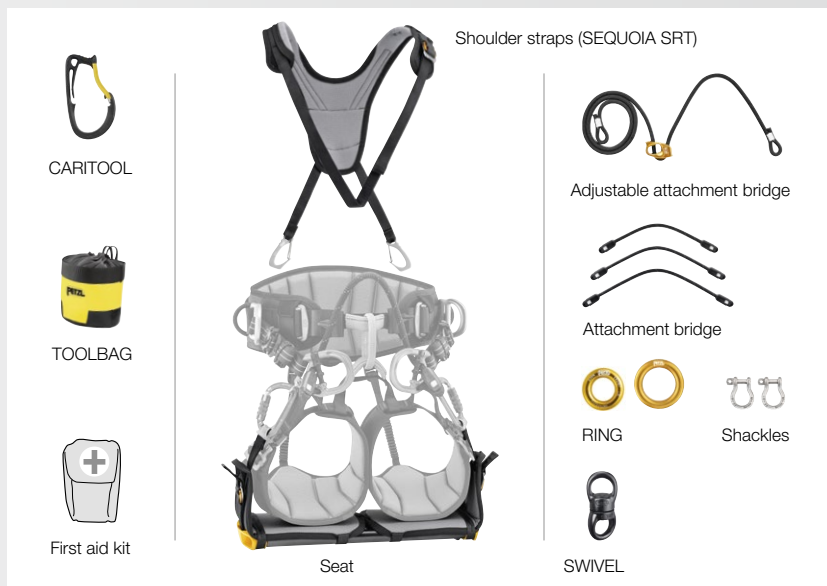


Easy to don


The leg loops of SEQUOIA harnesses are equipped with FAST LT PLUS buckles that facilitate donning the harness with both feet on the ground or with large footwear, without loss of adjustment, even when wearing gloves.

• Accessories

Accessories for the SEQUOIA line of harnesses allow each user to adapt the equipment to their needs.



• For single rope ascent techniques



The SEQUOIA SRT features a ventral attachment point for installing a ZIGZAG mechanical Prusik with the CHICANE and KNEE ASCENT accessories.

• For doubled rope ascent techniques



The SEQUOIA harness waistbelt is equipped with a FAST buckle for quick and simple fastening and unfastening without loss of adjustment, even while wearing gloves.



▶ SEQUOIA SRT harness



SEQUOIA SRT

Tree care seat harness for single-rope ascent techniques

The SEQUOIA SRT is a tree care seat harness for single rope ascent techniques. It has a ventral attachment point that allows a ZIGZAG or ZIGZAG PLUS mechanical Prusik to be installed with CHICANE and KNEE ASCENT accessories. The extra-wide, semi-rigid waistbelt and leg loops provide comfort for the arborist. It is equipped with DOUBLEBACK PLUS self-locking buckles on the waistbelt and FAST LT PLUS buckles on the leg loops. The gated attachment points allow the user to easily connect a ZILLON or MICROFLIP lanyard, or to install several attachment bridges and accessories directly on the bridge. The harness also makes it easy to carry and organize work tools, with multiple equipment loops and slots for attaching CARITOOL tool holders.



SEQUOIA

Tree care seat harness for doubled rope ascent techniques

The SEQUOIA is a tree care seat harness for doubled rope ascent techniques. The extra-wide, semi-rigid waistbelt and leg loops provide comfort for the arborist. The waistbelt is equipped with a FAST buckle for quick and easy fastening and unfastening without loss of adjustment, even while wearing gloves. The leg loops have FAST LT PLUS buckles. The gated attachment points allow the user to easily connect a ZILLON or MICROFLIP lanyard, or to install several attachment bridges and accessories directly on the bridge. The harness also makes it easy to carry and organize work tools, with multiple equipment loops and slots for attaching CARITOOL tool holders.



Accessories



Shoulder Straps (only for SEQUOIA SRT)

Shoulder straps for SEQUOIA SRT seat harness designed for taking the load from the waistbelt and redistributing it to the shoulders for improved comfort. They connect to the ventral attachment point of the harness and to the two slots at the rear of the waistbelt.



Seat

Wide seat for a comfortable working position while suspended. The width is adjustable, reducing bulk and making it easier to move within the tree. It connects to the two gated points on the SEQUOIA and SEQUOIA SRT arborist seat harnesses, using the two shackles.



Adjustable Attachment Bridge

Adjustable attachment bridge for SEQUOIA and SEQUOIA SRT harnesses allows quick and precise adjustment of the position of progression tools installed on the bridge.



Attachment Bridge

Attachment bridge for connection to the two gated attachment points of the SEQUOIA and SEQUOIA SRT arborist seat harnesses, to optimize lateral mobility.



RING

The RING connection ring can be used to create multiple anchors or be installed directly onto the SEQUOIA and SEQUOIA SRT harnesses' attachment bridges to improve the arborist's lateral mobility.



Shackles

Shackles for connecting a seat.
Find a description of the shackles on page 67.



Rescue Harnesses

Designed for rescuers, these harnesses are lightweight for increased mobility and rapid movement during operations. Having the choice between several different models allows you to choose the best fit for different environments that may be encountered in the field.

- **Comfortable, ultra-lightweight design**



- **Thin, lightweight construction**

- The semi-rigid, slim waistbelt and leg loops on FALCON harnesses provide an optimal weight to comfort ratio.



- **Compact, lightweight side attachment points**

- The textile side attachment points are designed for occasional use and limit bulk and weight.

- **Ergonomic**



- **Easy to adjust**

- The waistbelt and leg loops are equipped with two self-locking DOUBLEBACK buckles for quick and easy adjustment.



- **Movable leg loops**

- The foam on the leg loops of the FALCON harnesses can be adjusted for perfect positioning.

- **Efficiently organize equipment and work tools**



- **Equipment loops and slots**

- FALCON harnesses are equipped with equipment loops on the sides and at the rear of the waistbelt. Each harness also has slots designed for the CARITool tool holder and the TOOLBAG tool pouch.

- **For working while suspended**



The metal ventral attachment point on the FALCON harness distributes the load between the waistbelt and the leg loops while suspended.

- **For efficiency when ascending a rope**



The two-part ventral attachment point of the FALCON ASCENT harness increases the efficiency of rope ascents when using a CROLL ventral rope clamp.

- **For operations using climbing techniques**



The textile bridge construction of the FALCON MOUNTAIN harness favors progression with climbing techniques and makes it comfortable to walk in.



FALCON

Lightweight seat harness for suspended rescue

FALCON is a lightweight seat harness with a metal ventral attachment point that distributes the load between the waistbelt and the leg loops during suspended rescue. It has a waistbelt and leg loops that are semi-rigid for comfort and equipped with self-locking DOUBLEBACK buckles for quick and easy adjustment. The rear buckle allows a TOP or TOP CROLL chest harness to be attached.



FALCON ASCENT

Lightweight seat harness for rescue operations involving rope ascent

FALCON ASCENT is a lightweight seat harness featuring a two-part ventral attachment point that fastens with an OMNI carabiner. This attachment point makes it more efficient during rescue operations involving rope ascent. The FALCON ASCENT harness features a semi-rigid waistbelt and leg loops for maximum comfort and self-locking DOUBLEBACK buckles for quick and easy adjustment. The rear buckle allows a TOP CROLL chest harness to be attached.



FALCON MOUNTAIN

Very lightweight seat harness for rescue operations involving technical climbing

FALCON MOUNTAIN is a very lightweight seat harness for rescue operations involving technical climbing. It features a bridge construction that favors progression with climbing techniques and makes it comfortable when walking. It has a waistbelt and leg loops that are semi-rigid for comfort and equipped with self-locking DOUBLEBACK buckles for quick and easy adjustment. The rear buckle allows a TOP chest harness to be installed.

Accessory



CHEST'AIR

Chest harness for seat harnesses

The CHEST'AIR chest harness transforms FALCON, FALCON MOUNTAIN, AVAO SIT, and SEQUOIA SRT seat harnesses into fall-arrest harnesses. Connects simply to the harness ventral attachment point for rapid installation. It adapts easily to different body types with its DOUBLEBACK self-locking buckles on the shoulder straps and ventral strap.



Evacuation Triangles and Litter

Evacuation Triangles

Evacuation triangles are mainly used for rescue on cable lifts and by firefighters. They allow unequipped people to be evacuated in minimal time.



The image displays two models of evacuation triangles: THALES and PITAGOR. Both are shown in their chest collar configuration and their full triangle configuration. A 'NEW 2022' badge is present next to each model. The THALES model includes a separate chest collar component shown to the left of the triangle. Both triangles are yellow with black accents and feature ergonomic seats and shoulder straps.

THALES

Safety chest collar and comfortable evacuation triangle with shoulder straps

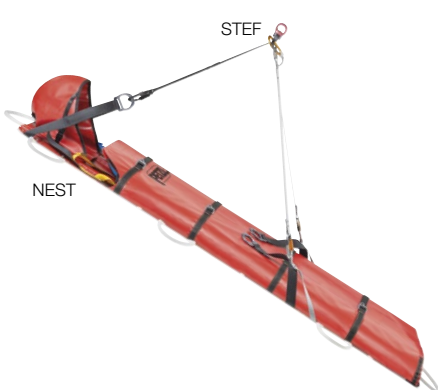
The THALES safety chest collar and evacuation triangle is designed for rescue operations, cable lift evacuations, and helicopter evacuations. The chest collar configuration allows the evacuee to be secured in an emergency and then evacuated with the triangle. Passing from the chest collar configuration to the triangle configuration is quick with the use of three hook and loop straps. The ergonomic shape of the seat and the presence of shoulder straps makes suspension more comfortable than with a classic evacuation triangle. Color-coding differentiates the back and seat, as well as the different straps and closure system, making it easier to put on the evacuee. The high-strength TPU tarp material allows regular to intensive use.

PITAGOR

Comfortable evacuation triangle with shoulder straps

The PITAGOR evacuation triangle is designed for rescue operations and cable lift evacuations. The ergonomic shape of the seat and the presence of shoulder straps makes suspension more comfortable than with a classic evacuation triangle. Color-coding differentiates the back and seat, as well as the closure system, making it easier to put on the evacuee. The high-strength TPU tarp material allows regular to intensive use.

Rescue Litter



STEF

Tilting device for NEST litter

The STEF tilting device joins the three connection points of the NEST litter and allows it to be easily tilted according to the terrain. It has three Am'D TRIACT-LOCK connectors for automatic locking of the connection points, and a swivel for precise orientation of the litter.

NEST

Litter for confined spaces

The NEST litter was developed in partnership with the French national caving rescue organization. It allows a victim to be transported horizontally, vertically, or at an angle. It handles easily and simplifies loading the victim. It is suitable for technical rope rescue, particularly in confined spaces.



Bag for NEST Litter

The bag for the NEST litter allows it to be transported and stored. The openings at either end allow the handles of the litter to protrude, for easier handling. It is equipped with three handles and a bandolier system for easier transport.



LIFT Spreader for harnesses

Spreader for full-body harnesses or seat harnesses used in conjunction with a chest harness, allowing upright descent (for confined spaces).

Installing and uninstalling the CARITOOOL



CARITOOOL Harness tool holder

The CARITOOOL tool holder provides one-handed tool access and storage. The stabilizing clip allows it to slip onto the harness straps and stay in place. The gate has a protective feature that limits accidental snagging. It is available in two sizes.



RING OPEN Multidirectional gated ring

See page 106 for details on the RING OPEN gated ring.



Shackles

Shackles for connecting a seat. Connection to the gated attachment point on harnesses allows optimal integration of equipment.



Lanyard Connector Parking Lanyard connector parking accessory (pack of 2)

Lanyard connector parking accessories install on the shoulder straps of VOLT, VOLT WIND, AVAO BOD, AVAO BOD FAST, and ASTRO BOD FAST harnesses and TOP, TOP CROLL S, and TOP CROLL L chest harnesses. They allow the MGO connectors on fall-arrest lanyards to be stowed on each shoulder strap, keeping the connectors within reach and the lanyard out of the user's way. In the event of a fall, the system releases the MGO connectors and allows the absorber to be deployed.



TOOLBAG Tool pouch

The TOOLBAG tool pouch allows the user to organize their tools during suspended work. The cord lock allows the pouch to be closed easily during transport or when moving about. The pouch attaches easily to a variety of different harness types. Available in three sizes: XS, S, and L.



PORTO Webbing equipment loop

Webbing equipment loop that attaches to a pack's internal loop for organizing equipment.



BOLTBAG Equipment pouch

Equipment pouch for organizing a hammer, bolting gear, and other equipment. It has two pockets and exterior holster.



General Purpose Harnesses

		European Versions		International Versions		
		References	Certifications	References	Certifications	
Fall-Arrest Harnesses						
NEWTON		NEWTON	C073AA01	CE EN 361 EAC	C073BA01	CE EN 361 EAC ANSI Z359.11 CSA Z259.10
			C073AA02		C073BA02	
		NEWTON FAST	C073CA01		C073DA01 C073IA00 (1)	
			C073CA02		C073DA02 C073IA01 (1)	
		NEWTON EASYFIT	C073EA00		C073FA00	
			C073EA01		C073FA01	
			C073EA02		C073FA02	
	HI-VIZ Vest for NEWTON Harnesses	C073GA00		-	-	-
		C073HA00		-	-	-
	Leg Loop Padding for NEWTON Harnesses	C073JA00	-	-	-	-
Fall-Arrest and Work-Positioning Harnesses						
VOLT		VOLT	C072AA00	CE EN 361 EN 358 EN 813 EAC	C072CA00	ANSI Z359.11 CSA Z259.10 CE EN 361 CE EN 358
			C072AA01		C072CA01	
			C072AA02		C072CA02	
		VOLT WIND	C072BA00		C072DA00	
			C072BA01		C072DA01	
			C072BA02		C072DA02	
	Seat for VOLT Harnesses	C072EA00		CE EN 358 (3)	-	ANSI Z359.11 (6) CSA Z259.10 (6)
Harnesses for Fall Arrest, Work Positioning, and Suspension						
AVAO BOD		AVAO BOD	C071AA00	CE EN 361 EN 358 EN 813 EAC	C071CA00	ANSI Z359.11 NFPA 1983 class III CSA Z259.10 CE EN 361 CE EN 358 CE EN 813
			C071AA01		C071CA01	
			C071AA02		C071CA02	
		AVAO BOD FAST	C071BA00 C071BA03 (1)		C071DA00 C071DA03 (1)	
			C071BA01 C071BA04 (1)		C071DA01 C071DA04 (1)	
			C071BA02 C071BA05 (1)		C071DA02 C071DA05 (1)	
TOP		C081AA00 C081AA01 (1)	CE EN 361 (2) EAC	-	-	
AVAO SIT		AVAO SIT	C079AA00 C079AA02 (1)	CE EN 358 EN 813 EAC	-	-
			C079AA01 C079AA03 (1)			
		AVAO SIT FAST	C079BA00			
			C079BA01 C079BA02			



Dorsal	Attachment Points				Sizes				Weight
	Sternal	Ventral	Side	Size	Waistbelt	Leg Loops	Height		
●	●	-	-	1	70 - 93 cm	47 - 62 cm	165 - 185 cm	780 g 1025 g (4)	
				2	83 - 120 cm	50 - 65 cm	175 - 200 cm	810 g 1155 g (4)	
●	●	-	-	1	70 - 93 cm	47 - 62 cm	165 - 185 cm	1010 g 1355 g (4)	
				2	83 - 120 cm	50 - 65 cm	175 - 200 cm	1050 g 1395 g (4)	
●	●	-	-	0	65 - 80 cm	44 - 59 cm	160 - 180 cm	1310 g 1655 g (4)	
				1	70 - 93 cm	47 - 62 cm	165 - 185 cm	1370 g 1715 g (4)	
				2	83 - 120 cm	50 - 65 cm	175 - 200 cm	1420 g 1765 g (4)	
-	-	-	-	-	-	-	-	380 g	
-	-	-	-	-	-	-	-	70 g	
●	●	● (5)	●	0	65 - 80 cm	44 - 59 cm	160 - 180 cm	2100 g 2300 g (4)	
				1	70 - 93 cm	47 - 62 cm	165 - 185 cm	2150 g 2350 g (4)	
				2	83 - 120 cm	50 - 65 cm	175 - 200 cm	2230 g 2430 g (4)	
●	●	● (5)	●	0	65 - 80 cm	44 - 59 cm	160 - 180 cm	2150 g 2350 g (4)	
				1	70 - 93 cm	47 - 62 cm	165 - 185 cm	2200 g 2400 g (4)	
				2	83 - 120 cm	50 - 65 cm	175 - 200 cm	2280 g 2480 g (4)	
-	-	-	-	-	-	-	-	1050 g	
●	●	●	●	0	65 - 80 cm	44 - 59 cm	160 - 180 cm	2045 g 2215 g (4)	
				1	70 - 93 cm	47 - 62 cm	165 - 185 cm	2090 g 2260 g (4)	
				2	83 - 120 cm	50 - 65 cm	175 - 200 cm	2170 g 2340 g (4)	
●	●	●	●	0	65 - 80 cm	44 - 59 cm	160 - 180 cm	2000 g 2350 g (4)	
				1	70 - 93 cm	47 - 62 cm	165 - 185 cm	2045 g 2400 g (4)	
				2	83 - 120 cm	50 - 65 cm	175 - 200 cm	2125 g 2485 g (4)	
-	●	-	-	-	-	-	160 - 200 cm	660 g	
-	-	●	●	1	70 - 93 cm	47 - 62 cm	165 - 185 cm	1175 g	
				2	83 - 120 cm	50 - 65 cm	175 - 200 cm	1190 g	
-	-	●	●	0	65 - 80 cm	44 - 59 cm	160 - 180 cm	1115 g	
				1	70 - 93 cm	47 - 62 cm	165 - 185 cm	1130 g	
				2	83 - 120 cm	50 - 65 cm	175 - 200 cm	1145 g	

(1) Black harness, (2) with AVAO SIT, AVAO SIT FAST, FALCON, FALCON MOUNTAIN, SEQUOIA SRT seat harness, (3) with VOLT harnesses, (4) weight of international version, (5) on European versions, (6) depending on the VOLT harness used.



Specialized Harnesses

		European Versions		International Versions	
		References	Certifications	References	Certifications
Rope Access Harnesses					
ASTRO BOD FAST		C083AA00	CE EN 361 EN 358 EN 813 EN 12841 type B EAC	C083BA00 C083BA03 (1)	ANSI Z359.11 NFPA 1983 class III CSA Z259.10 CE EN 361 EN 358 EN 813 EN 12841 type B
		C083AA01		C083BA01 C083BA04 (1)	
		C083AA02		C083BA02 C083BA05 (1)	
TOP CROLL S		C081BA00	CE EN 361 (2) EN 12841 type B EAC	-	-
TOP CROLL L		C081CA00	CE EN 361 (2) EN 12841 type B EAC	-	-
ASTRO SIT FAST		C085AA00	CE EN 358 EN 813 EAC	-	-
		C085AA01		-	-
		C085AA02		-	-
PODIUM		S071AA00	-	-	-
Tree Care Harnesses					
SEQUOIA		SEQUOIA SRT	CE EN 358 EN 813 EAC	-	-
		SEQUOIA			
Shoulder Straps		C069DA00	-	-	-
Seat		S069AA00	-	-	-
Adjustable Attachment Bridge		C69R	-	-	-
Attachment Bridge		40 cm C069CA00	-	-	-
		45 cm C069CA01			
		50 cm C069CA02			
Rescue Harnesses					
FALCON		FALCON	CE EN 358 EN 813 EAC	-	-
		FALCON ASCENT	CE EN 358 EN 813 EAC	-	-
		FALCON MOUNTAIN	CE EN 358, EN 813 EN 12277 type C EAC	-	-
CHEST'AIR		C98A	CE EN 361 (3) EN 12277 type D	-	-
Evacuation Triangles and Litter					
THALES <small>NEW 2022</small>		C061AA00	CE EN 1497, CE EN 1498 types A & B, EASA CM-CS-005	-	-
PITAGOR <small>NEW 2022</small>		C060AA00	CE EN 1497, CE EN 1498 type B, EASA CM-CS-005	-	-
NEST		S061AA00	-	-	-
STEF		S059AA00 / S059BA00 (5)	-	-	-
Bag for NEST Litter		S062AA00	-	-	-
Harness Accessories					
LIFT		L54	CE	-	-
CARITool		P042AA00	-	-	-
		P042AA01			
TOOLBAG		S047AA00	-	-	-
		S47Y S			
		S47Y L			
RING OPEN		P28	CE EN 362	-	-
Shackles		C087AA00	-	-	-
Lanyard Connector Parking		C088AA00 (yellow)	-	-	-
		C088AA01 (black)			
BOLTBAG		C11 A	-	-	-
PORTO		C33	-	-	-



Dorsal	Attachment Points				Sizes				Weight
	Sternal	Ventral	Side	Size	Waistbelt	Leg Loops	Height		
●	●	●	●	0	65 - 80 cm	44 - 59 cm	160 - 180 cm	1855 g / 2480 g (4)	
				1	70 - 93 cm	47 - 62 cm	165 - 185 cm	1900 g / 2530 g (4)	
				2	83 - 120 cm	50 - 65 cm	175 - 200 cm	1980 g / 2620 g (4)	
-	●	-	-	-	-	-	160 - 200 cm	515 g	
-	●	-	-	-	-	-	160 - 200 cm	600 g	
-	-	●	●	0	65 - 80 cm	44 - 59 cm	160 - 180 cm	1025 g	
				1	70 - 93 cm	47 - 62 cm	165 - 185 cm	1040 g	
				2	83 - 120 cm	50 - 65 cm	175 - 200 cm	1055 g	
-	-	-	-	-	-	-	-	1060 g	
-	-	●	●	0	65 - 80 cm	44 - 59 cm	-	1580 g	
				1	70 - 93 cm	47 - 62 cm	-	1630 g	
				2	83 - 120 cm	50 - 65 cm	-	1700 g	
-	-	-	●	0	65 - 80 cm	44 - 59 cm	-	1480 g	
				1	70 - 93 cm	47 - 62 cm	-	1530 g	
				2	83 - 120 cm	50 - 65 cm	-	1600 g	
-	-	-	-	-	-	-	-	190 g	
-	-	-	-	-	-	-	-	920 g	
-	-	-	-	-	-	-	-	220 g	
-	-	-	-	S	-	-	-	65 g	
				M	-	-	-	70 g	
				L	-	-	-	75 g	
-	-	●	●	0	65 - 80 cm	44 - 59 cm	-	840 g	
				1	70 - 93 cm	47 - 62 cm	-	855 g	
				2	83 - 120 cm	50 - 65 cm	-	885 g	
-	-	●	●	1	70 - 93 cm	47 - 62 cm	-	765 g	
				2	83 - 120 cm	50 - 65 cm	-	795 g	
-	-	●	●	1	70 - 93 cm	47 - 62 cm	-	810 g	
				2	83 - 120 cm	50 - 65 cm	-	840 g	
-	●	-	-	-	-	-	160 - 200 cm	495 g	
-	-	-	-	-	-	-	-	1315 g	
-	-	-	-	-	-	-	-	1300 g	
-	-	-	-	-	-	-	-	13100g	
-	-	-	-	-	-	-	-	640 g / 620 g (5)	
-	-	-	-	-	-	-	-	1860 g	
-	-	-	-	-	-	-	-	520 g	
-	-	-	-	S	-	-	-	35 g	
				L	-	-	-	75 g	
-	-	-	-	XS (1,3 l)	-	-	-	105 g	
				S (2,5 l)	-	-	-	170 g	
				L (5 l)	-	-	-	240 g	
-	-	-	-	-	-	-	-	70 g	
-	-	-	-	-	-	-	-	20 g	
-	-	-	-	-	-	-	-	45 g	
-	-	-	-	-	-	-	-	170 g	
-	-	-	-	-	-	-	-	18 g	

(1) Black harness, (2) with ASTRO SIT FAST, AVAO SIT, AVAO SIT FAST, FALCON, FALCON ASCENT, SEQUOIA SRT harnesses, (3) with FALCON, FALCON MOUNTAIN, AVAO SIT, SEQUOIA SRT harnesses, (4) international version, (5) for NEST litter before 2020.



HELMETS


Essential for work at height and certain industrial activities, helmets provide the user with effective protection from falling objects, or in the event that the user falls.



Glass panel maintenance at the Złota 44 tower, Warsaw, Poland. © 2020 Petzl Distribution - Vuedici.org - Topshelf - Złota 44

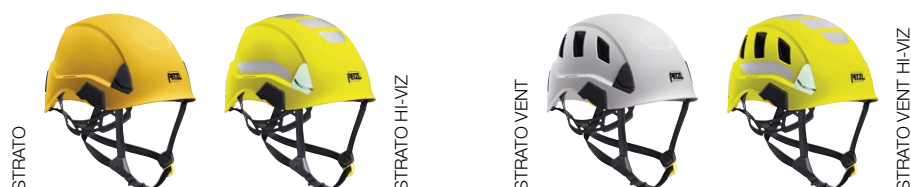
Comfortable Helmets

Helmets with webbing suspension for optimal comfort.



Lightweight Helmets

Lightweight, compact helmets with hybrid construction liner (EPP and EPS foams).



Protective Eye and Face Shields

Protective eye and face shields for VERTEX and STRATO helmets.



Accessories



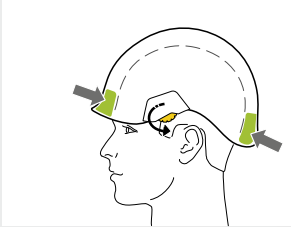
Hats and Balaclava

Hats and balaclava for protection against rain and cold.



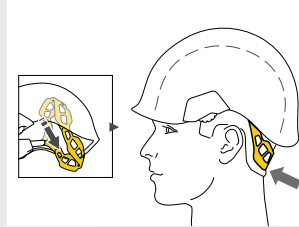
Essential for work at height and certain industrial activities, helmets provide the user with effective protection from falling objects, or in the event that the user falls. With a very secure fit, Petzl helmets are comfortable to wear in a variety of different situations. With a complete line of entirely modular accessories, they meet the diverse needs of professionals.

• **Excellent fit on the head**



CENTERFIT adjustment


The CENTERFIT adjustment system allows the helmet to be perfectly centered on the head. The headband is easy to adjust by simultaneously rotating the two side adjustment wheels, even while wearing gloves.



FLIP&FIT system

The FLIP&FIT system immediately positions the headband in a low position, to provide a secure fit on the head. The headband folds into the shell for easy storage and transport.

• **DUAL chinstrap strength is adjustable, to adapt to a variety of different work situations**









The DUAL chinstrap allows the worker to adjust chinstrap strength in order to adapt the helmet to different environments: work at height (EN 12492) or on the ground (EN 397).

The clip has two positions, corresponding to the following two uses:

- Higher strength to limit the risk of the helmet coming off in a fall (strength > 50 daN)
- Lower strength to limit the risk of strangulation, by releasing if snagged when user is at ground level (strength < 25 daN)

Solution for Different Protection Needs

		Helmets With Unventilated Outer Shell		Helmets With Ventilated Outer Shell	
		VERTEX	STRATO	VERTEX VENT	STRATO VENT
 	Protection against falling objects	●	●	●	●
	Ventilation holes allow airflow through the helmet	-	-	●	●
	Protection against electrical hazards	●	●	-	-
	Protection against molten metal splash	●	●	●	-
	Protection against lateral deformation	●	●	●	●

• **Modular accessories**

Extensive line of protective eye and face shields, headlamps, and accessories

- Eye shields, face shields for protection against electric arc hazards, specific shields for tree care
- Headlamps for lighting
- Nametag holder, nape protector, helmet protectors, chinstraps



Nametag holder



Helmet protector



PIXA / DUO



Stickers



VIZIR / VIZIR SHADOW



Nape protector



VIZEN
VIZEN MESH



Headbands and foam



Storage bag

VERTEX
+ Nametag holder



VERTEX VENT HI-VIZ
+ PIXA



STRATO VENT
+ VIZEN MESH
+ Nape protector



• A variety of choices



Available in assorted colors

VERTEX helmets are available in seven standard colors; STRATO helmets are available in four colors. VERTEX and STRATO helmets are also available in two HI-VIZ versions, with a fluorescent outer shell (yellow or orange), phosphorescent clips, and reflective bands for optimal visibility of the worker, day or night.

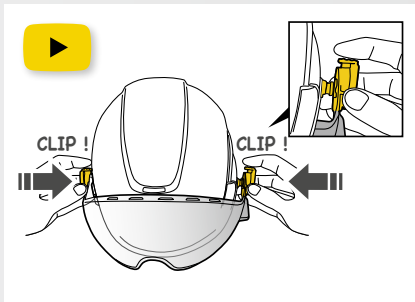
Multiple certifications

Depending on the model, Petzl helmets meet the requirements for the following certifications:

- European EN 397, EN 12492 and EN 50365
- American ANSI Z89.1
- Canadian CSA Z94.1
- Russian EAC
- Australian AS/NZS 1801

• Easy to install and modular design

All Petzl helmets can be adapted to additional needs for protection or lighting in just a few seconds, thanks to the EASYCLIP system and a variety of inserts.



EASYCLIP

The EASYCLIP system allows quick installation of a protective shield. EASYCLIP is easy to install and is compatible with all Petzl helmets and shields. It comes with every protective eye and face shield.

• Petzl Custom for helmets



CUSTOM

Petzl Custom can:

- Customize the helmet with a logo and reflective stickers
- Pre-mount Petzl eye and face shields and accessories of your choice onto the helmet, for a ready-made solution, with each helmet delivered in an individual transport pouch

Available for orders of 20 helmets or more.

• Comfortable construction



VERTEX helmets have a six-point webbing suspension system, conforming to the shape of the head for maximum comfort. Shock absorption is achieved through deformation of the external shell.

• Lightweight construction



The liner of STRATO helmets is designed in two parts: EPP (expanded polypropylene) and EPS (expanded polystyrene), for reduced weight. Shock absorption is achieved through deformation of the liner.

VERTEX and VERTEX VENT helmets



VERTEX®

Comfortable helmet

The VERTEX helmet is very comfortable, with its six-point textile suspension and CENTERFIT and FLIP&FIT systems, which provide a secure fit on the head. The adjustable-strength chinstrap makes it ideal for both work at height and on the ground. The unventilated outer shell protects against electrical hazards, molten metal splash, and flames. With its potential for integration of a Petzl headlamp, hearing protection, and multiple accessories, it is an entirely modular helmet, meeting the additional needs of professionals.



VERTEX® HI-VIZ

Comfortable high-visibility helmet

The high visibility version features a fluorescent outer shell with phosphorescent clips and reflective bands for optimal visibility of the worker, day or night.



VERTEX® VENT

Comfortable ventilated helmet

The VERTEX VENT helmet is very comfortable, with its six-point textile suspension and CENTERFIT and FLIP&FIT systems, which provide a secure fit on the head. The adjustable-strength chinstrap makes it ideal for both work at height and on the ground. It has ventilation holes with sliding shutters to allow airflow through the helmet. With its potential for integration of a Petzl headlamp, hearing protection, and multiple accessories, it is an entirely modular helmet, meeting the additional needs of professionals.



VERTEX® VENT HI-VIZ

Comfortable, ventilated high-visibility helmet

The high visibility version features a fluorescent outer shell with phosphorescent clips and reflective bands for optimal visibility of the worker, day or night.

STRATO and STRATO VENT helmets



STRATO®

Lightweight helmet

The STRATO helmet is very lightweight and comfortable, with CENTERFIT and FLIP&FIT systems which provide a secure fit on the head. The adjustable-strength chinstrap makes it ideal for both work at height and on the ground. The unventilated outer shell protects against electrical hazards, molten metal splash, and flames. With its potential for integration of a Petzl headlamp, hearing protection, and multiple accessories, it is an entirely modular helmet, meeting the additional needs of professionals.



STRATO® HI-VIZ

Lightweight high-visibility helmet

The high visibility version features a fluorescent outer shell with phosphorescent clips and reflective bands for optimal visibility of the worker, day or night.



STRATO® VENT

Lightweight ventilated helmet

The STRATO VENT helmet is very lightweight and comfortable, with CENTERFIT and FLIP&FIT systems which provide a secure fit on the head. The adjustable-strength chinstrap makes it ideal for both work at height and on the ground. Ventilation holes allow airflow through the helmet. With its potential for integration of a Petzl headlamp, hearing protection, and multiple accessories, it is an entirely modular helmet, meeting the additional needs of professionals.




STRATO® VENT HI-VIZ

Lightweight, ventilated high-visibility helmet

The high visibility version features a fluorescent outer shell with phosphorescent clips and reflective bands for optimal visibility of the worker, day or night.



 How to install a face shield



VIZIR

Eye shield with EASYCLIP system for VERTEX and STRATO helmets

The VIZIR eye shield protects the eyes against projectile hazards. It is easy to install on VERTEX and STRATO helmets with the EASYCLIP attachment system. It also has scratch-resistant and anti-fog coatings.



VIZIR SHADOW

Tinted eye shield with EASYCLIP system for VERTEX and STRATO helmets

The VIZIR SHADOW eye shield provides eye protection against projectile hazards. It is easy to install on VERTEX and STRATO helmets with the EASYCLIP attachment system. It has a level 2.5 solar protection filter, and anti-scratch and anti-fog treatments.



VIZEN

Face shield for protection against electric arc hazards, with EASYCLIP system for VERTEX and STRATO helmets

The VIZEN face shield protects against electric arc hazards. This full-coverage shield offers face and eye protection while preserving peripheral vision. It is easily installed on VERTEX and STRATO helmets using the EASYCLIP attachment system. It also has scratch-resistant and anti-fog coatings.



VIZEN MESH

Face shield for tree care for VERTEX and STRATO helmets, with EASYCLIP system

The VIZEN MESH face shield protects against flying wood chips and shavings. This full-coverage shield offers complete face protection while providing good visibility. It is easily installed on VERTEX and STRATO helmets using the EASYCLIP attachment system.



Nametag Holder for VERTEX® and STRATO® Helmets

The nametag holder for VERTEX and STRATO helmets allows quick identification of the worker. It is easy to install and provides effective rain protection for business cards.



Nape Protector for VERTEX® and STRATO® Helmets

The nape protector for VERTEX and STRATO helmets provides effective sun and rain protection for the nape of the neck. Fluorescent colors give the worker optimal visibility, night and day. Available in two colors.



Protector for VERTEX® Helmet

The protector for the VERTEX helmet is easy to install and protects the shell from soiling and splash.



Protector for STRATO® Helmet

The protector for the STRATO helmet is easy to install and protects the shell from soiling and splash.



Storage Bag for VERTEX® and STRATO® Helmets

Storage bag to protect VERTEX and STRATO helmets during storage and transport. Accessories are also protected in a closed interior compartment.



DUAL Chinstrap for VERTEX® and STRATO® Helmets

This chinstrap can be used to change or replace the chinstrap of VERTEX and STRATO helmets. It allows the worker to modify chinstrap strength in order to adapt the helmet to different environments: work at height or on the ground. Available in two colors and in a long version.

Helmets

Accessories



Headband With Comfort Foam for VERTEX® and STRATO® Helmets

Ready-to-install headband with comfort foam (standard or absorbent), to extend the life of a VERTEX or STRATO helmet. Pack of 5.



Comfort Foam for VERTEX® and STRATO® Helmets

Comfort foam (standard or absorbent), to be installed on the headband of a VERTEX or STRATO helmet, to prolong its life.



Upper Foam for STRATO® Helmet

Upper foam installs on the liner of the STRATO helmet, to extend its life. It is comfortable, absorbent, and machine-washable.



Transparent Stickers for VERTEX® and STRATO® Helmets

Transparent stickers allow VERTEX and STRATO helmets to be customized using a permanent marker or laser printer.



Reflective Stickers for VERTEX®

Reflective stickers for increased visibility of VERTEX helmets.



Reflective Stickers for STRATO®

Reflective stickers for increased visibility of STRATO helmets.

Hats and Balaclava

Buff® is a trademark and property of Original Buff®



LINER

Breathable cap for wicking perspiration

LINER is a breathable cap for wicking perspiration and drying quickly. The seamless fitted design makes it comfortable to wear under a helmet, without getting in the way.



BEANIE

Protective cap for cold and wind

BEANIE is a cap that protects the head on cold and windy days. The design, specific to each zone, optimizes thermal insulation and regulates moisture. The seamless fitted design and side vents make it comfortable to wear under a helmet, without getting in the way.



BALACLAVA

Balaclava for protection against cold and wind

BALACLAVA protects the head, face, and neck on cold, windy days. The design, specific to each zone, optimizes thermal insulation and regulates moisture. The seamless fitted design and multiple side vents make it comfortable to wear under a helmet, without getting in the way.

		Certifications	Weight
Eye and Face Shields			
VIZIR	A015AA00	CE EN 166, 1BT, ANSI Z87.1, EAC	80 g
VIZIR SHADOW	A015BA00	CE EN 166, 1BT, CE EN 172, 5-2,5, ANSI Z87.1, EAC	80 g
VIZEN	A014AA00	CE EN 166, 1BT8, CE EN 170, 2C-1,2, GS ET-29, Class 1, ANSI Z87.1, EAC	180 g
VIZEN MESH	A021AA00	CE EN 1731, S, ANSI Z87.1, EAC	117 g

		Color	Version	Weight
--	--	-------	---------	--------

Accessories				
Nametag Holder for VERTEX and STRATO Helmets	A018AA00	-	-	45 g
Nape Protector for VERTEX and STRATO Helmets	A019AA00	Yellow	-	55 g
	A019AA01	Orange	-	
Protector for VERTEX Helmet	A012AA00	-	-	60 g
Protector for STRATO Helmet	A012BA00	-	-	60 g
Storage Bag for VERTEX and STRATO Helmets	A022AA00	-	-	175 g
DUAL Chinstrap for VERTEX and STRATO Helmets	A010FA00	Yellow / Black	Standard	34 g
	A010FA01	Black	Standard	
	A010FA02	Yellow / Black	Extended	
Headband With Comfort Foam for VERTEX and STRATO Helmets	A010HA00	-	Standard	30 g
	A010JA00		Absorbent	
Comfort Foam for VERTEX and STRATO Helmets	A010KA00	-	Standard	15 g
	A010LA00		Absorbent	
Upper Foam for STRATO Helmet	A020EA00	-	Absorbent	15 g
Transparent Stickers for VERTEX and STRATO	A10100	-	-	-
Reflective Stickers for VERTEX	A010MA00	-	-	10 g
Reflective Stickers for STRATO	A020FA00	-	-	10 g

		Size	Head Circumference	Weight
--	--	------	--------------------	--------


Hats and Balaclava				
LINER	A016AA00	M - L	56 - 59 cm	15 g
	A016AA01	L - XL	59 - 63 cm	
BEANIE	A016BA00	M - L	56 - 59 cm	25 g
	A016BA01	L - XL	59 - 63 cm	
BALACLAVA	A016CA00	M - L	56 - 59 cm	60 g
	A016CA01	L - XL	59 - 63 cm	





Helmets

		European Certifications	U.S. Certifications	Canadian Certification	Russian Certification	Australian Certification	IMPACT PROTECTION			PENETRATION PROTECTION	
							EN 397	EN 12492	ANSI Z89.1	EN 397	ANSI Z89.1

Comfortable Helmets

 VERTEX	A010AA00	<input type="checkbox"/>	CE EN 397 EN 50365 EN 12492 (6)	ANSI Z89.1 Type I Class E	CSA Z94.1 Type I Class E (5)	EAC	AS/NZS 1801	●	●	●	●	●
	A010AA01	<input type="checkbox"/>										
	A010AA02	<input type="checkbox"/>										
	A010AA03	<input type="checkbox"/>										
	A010AA04	<input type="checkbox"/>										
	A010AA05	<input type="checkbox"/>										
	A010AA06	<input type="checkbox"/>										
VERTEX HI-VIZ	A010DA00	<input type="checkbox"/>	CE EN 397 EN 50365 EN 12492 (6)	ANSI Z89.1 Type I Class E	CSA Z94.1 Type I Class E (5)	EAC	AS/NZS 1801	●	●	●	●	●
	A010DA01	<input type="checkbox"/>										
 VERTEX VENT	A010CA00	<input type="checkbox"/>	CE EN 12492 EN 397	ANSI Z89.1 Type I Class C	-	EAC	-	●	●	●	●	●
	A010CA01	<input type="checkbox"/>										
	A010CA02	<input type="checkbox"/>										
	A010CA03	<input type="checkbox"/>										
	A010CA04	<input type="checkbox"/>										
	A010CA05	<input type="checkbox"/>										
	A010CA06	<input type="checkbox"/>										
VERTEX VENT HI-VIZ	A010EA00	<input type="checkbox"/>	CE EN 12492 EN 397	ANSI Z89.1 Type I Class C	-	EAC	-	●	●	●	●	●
	A010EA01	<input type="checkbox"/>										

Lightweight Helmets

 STRATO	A020AA00	<input type="checkbox"/>	CE EN 397 (1) EN 50365 (2)	ANSI Z89.1 Type I Class E	-	EAC	-	●	●	●	●	●
	A020AA01	<input type="checkbox"/>										
	A020AA02	<input type="checkbox"/>										
	A020AA03	<input type="checkbox"/>										
STRATO HI-VIZ	A020CA00	<input type="checkbox"/>	CE EN 397 (1) EN 50365 (2)	ANSI Z89.1 Type I Class E	-	EAC	-	●	●	●	●	●
	A020CA01	<input type="checkbox"/>										
 STRATO VENT	A020BA00	<input type="checkbox"/>	CE EN 12492	ANSI Z89.1 Type I Class C	-	EAC	-	●	●	●	●	●
	A020BA01	<input type="checkbox"/>										
	A020BA02	<input type="checkbox"/>										
	A020BA03	<input type="checkbox"/>										
STRATO VENT HI-VIZ	A020DA00	<input type="checkbox"/>	CE EN 12492	ANSI Z89.1 Type I Class C	-	EAC	-	●	●	●	●	●
	A020DA01	<input type="checkbox"/>										

CHINSTRAP STRENGTH			VENTILATION		ELECTRICAL PROTECTION			MOLTEN METAL PROTECTION		FLAME RESISTANCE		LATERAL DEFORMATION		LOW TEMPERATURE		HIGH VISIBILITY		Head Circumference	Weight
EN 397 (3)	EN 12492 (4)	ANSI Z89.1	EN 12492	EN 397	EN 50365	ANSI Z89.1	EN 397	EN 397	ANSI Z89.1	EN 397	EN 397	ANSI Z89.1	EN 397	ANSI Z89.1	ANSI Z89.1				
•	•	•	-	•	•	•	•	•	•	•	•	•	•	•	•	53-63 cm	490 g		
•	•	•	-	•	•	•	•	•	•	•	•	•	•	•	•	53-63 cm	495 g		
•	•	•	•	-	-	-	•	•	•	•	•	•	•	•	-	53-63 cm	490 g		
•	•	•	•	-	-	-	•	•	•	•	•	•	•	•	•	53-63 cm	495 g		
•	•	•	-	•	•	•	•	•	•	•	•	•	•	•	-	53-63 cm	435 g		
•	•	•	-	•	•	•	•	•	•	•	•	•	•	•	•	53-63 cm	445 g		
•	•	•	•	-	-	-	-	-	-	-	•	•	•	•	-	53-63 cm	415 g		
•	•	•	•	-	-	-	-	-	-	-	•	•	•	•	•	53-63 cm	425 g		

(1) Meets all requirements of the EN 397 standard, except the requirement for internal vertical clearance. (2) Partly meeting the CE EN 397 standard. (3) Lower strength (< 25 daN) limits risk of strangulation, by releasing if snagged when user is at ground level. (4) Higher strength (> 50 daN) limits risk of helmet coming off in a fall. (5) For VERTEX Canada version. (6) Meets all requirements of the EN 12492 standard, except the ventilation requirement.



LANYARDS AND ENERGY ABSORBERS

Whether for work positioning or to have an energy absorber that limits the force transmitted to the user in the event of a fall, Petzl offers a complete line of lanyards for different applications.



Glass window construction at the new Petzl testing facility, Croles, France. © Petzl Distribution - Lafouche

Depending on the model, the ends of Petzl lanyards are equipped with plastic sheaths or with a STRING. These items help keep the connector positioned on the major axis and make it easier to clip. They also protect the ends from abrasion due to repeated rubbing.



Plastic sheath



STRING

General Purpose Lanyards

Work-Positioning Lanyards

Adjustable lanyards with ergonomic handle allow comfortable positioning at a workstation.



Fall-Arrest Lanyards

Lanyards with an energy absorber, used when there is a fall hazard. Petzl offers three types of lanyards with an absorber:

- Single (ABSORBICA-I) or double (ABSORBICA-Y) lanyards with an energy absorber
- Lanyards that can be combined with an ABSORBICA energy absorber to create a single or double energy-absorbing lanyard with a maximum length of two meters



Specialized Lanyards

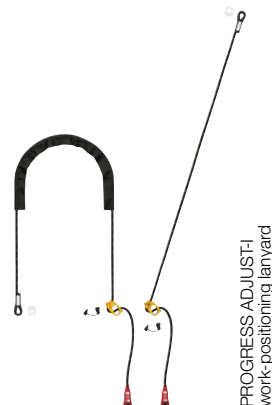
Progression Lanyards for Rope Access

Fixed or adjustable lanyards, for many different types of progression. Available in single and double versions.



Positioning Lanyard for Rope Access

Adjustable lanyard with rope adjuster, for positioning at a workstation.



Tree Care Lanyards

Adjustable positioning lanyards that allow comfortable positioning for tree care work.



Helivac Lanyards

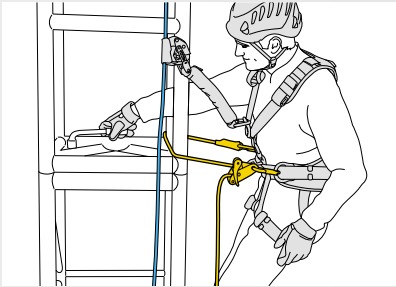
Lanyards for helicopter drop-off and recovery.



Work-Positioning Lanyards

Positioning lanyards allow the user to position themselves precisely at a workstation, with feet supported on the structure. They can adapt to different anchoring configurations.

• Versatile



Double mode use

The GRILLON lanyard can be used in double mode (on the harness side attachment points) when the user works with weight on their feet. This type of attachment provides better load distribution on the belt. The user precisely adjusts their position by pressing on the lanyard's pivoting cam.



Single mode use

When the anchor is located above the user, the GRILLON lanyard is connected to the harness ventral attachment point, so that the load is comfortably distributed between the waistbelt and leg loops. The user adjusts their position by operating the handle, while holding the free end of the lanyard.


• Easy to handle



Sewn terminations with plastic sheaths


Sewn terminations increase strength (compared to a knotted termination) while reducing bulk. These plastic sheaths protect the stitching from abrasion and facilitate handling by holding the connector in position.

• Differentiation of lanyard lengths



Lanyard length can be immediately identified by a color-coded label at the connector end.

• Petzl Custom for work-positioning lanyards



Petzl Custom allows you to choose:

- Lanyard type: Standard or high-strength rope
- Lanyard color
- Lanyard length
- Type of lanyard-end connectors and harness connector

The assembly of various components of your choice offers a ready-made solution specific to the user.

• Without connector



GRILLON lanyards are sold without connectors, so that they can be combined with different connector types, depending on the user's requirements.

• With HOOK connector



GRILLON HOOK lanyards are equipped with a HOOK auto-locking connector, ideal for connections using the harness side attachment points.

• With MGO connector



GRILLON lanyards, in combination with an MGO auto-locking connector, are ideal for connection to metal structures or to large-diameter cables and bars.



GRILLON

Adjustable lanyard for work positioning

The GRILLON adjustable lanyard is used to make work-positioning systems to complement a fall-arrest system. Its length can be very easily and precisely adjusted as necessary for comfortable positioning at the workstation. Depending on the configuration, it can be used in single or double mode. GRILLON is available in seven lengths (2, 3, 4, 5, 10, 15 and 20 m), and also in black. It is certified to North American, European, and Russian standards.



GRILLON PLUS

Adjustable work-positioning lanyard with high abrasion resistance

The GRILLON PLUS lanyard is used to make work-positioning systems, to complement a fall-arrest system. Its length can be very easily and precisely adjusted as necessary for comfortable positioning at the workstation. The aramid fiber rope provides excellent abrasion resistance. Depending on the configuration, it can be used in single or double mode. GRILLON PLUS is available in two lengths: 2 and 3 m, and is certified to North American, European, and Russian standards.



GRILLON HOOK European Version

Adjustable work-positioning lanyard with HOOK connector

The GRILLON HOOK adjustable lanyard is used to make work-positioning systems to complement a fall-arrest system. Its length can be very easily and precisely adjusted as necessary for comfortable positioning at the workstation. Its HOOK connector is ideal for using the lanyard in double mode on the harness side attachment points. The GRILLON HOOK (European version) is available in four lengths (2, 3, 4 and 5 m) and is certified to European and Russian standards.



GRILLON HOOK International Version

Adjustable work-positioning lanyard with HOOK connector

The GRILLON HOOK adjustable lanyard is used to make work-positioning systems to complement a fall-arrest system. Its length can be very easily and precisely adjusted as necessary for comfortable positioning at the workstation. Its HOOK connector is ideal for using the lanyard in double mode on the harness side attachment points. GRILLON HOOK (international version) is available in four lengths (2, 3, 4 and 5 m) and is certified to North American and European standards.



GRILLON MGO

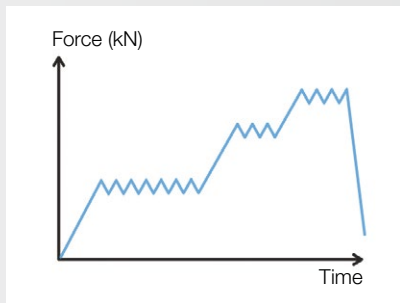
Adjustable work-positioning lanyard with MGO connector

The GRILLON MGO lanyard is used to make work-positioning systems to complement a fall-arrest system. Its length can be very easily and precisely adjusted as necessary for comfortable positioning at the workstation. Connector with large gate opening is ideal for connection to metal structures or to large-diameter cables and bars. GRILLON MGO is available in two lengths: 2 and 3 m, and is certified to North American and European standards.



These lanyards are used when there is a fall hazard and they are connected to the sternal or dorsal attachment point on the harness. The integrated absorber provides energy absorption in a fall, limiting the impact force on the user.

- **Progressive energy absorption adapted to the user's weight**



In the event of a fall, the tearing of the energy absorber webbing limits the impact force on the user. The lanyards are designed for users who weigh between 50 and 130 kg. The progressive tearing of the webbing reduces the deceleration on lightweight users.

- **Compact and abrasion resistant energy absorber**




The energy absorber is very compact to avoid hindering the user's movements or interfering with work. A durable fabric pouch helps protect the energy absorber from abrasion and potential contaminants.

- **Different connectors depending on the type of structure**



- **MGO or MGO OPEN large-opening connectors**

MGO and MGO OPEN connectors allow for connection to metal structures or to large-diameter cables and bars. Lanyards without connectors can be equipped with MGO OPEN 60 or 110 connectors that can be re-used if the lanyard is damaged.



- **Classic connectors**

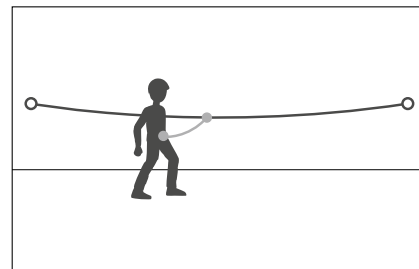
Lanyards without connectors can be equipped with classic aluminum (OK, Am'D, and Bm'D) or steel connectors (OXAN TRIACT-LOCK). They enable connection to lifelines or to single anchor points.

- **Available in several lengths, with or without a connector**

ABSORBICA lanyards are available in two lengths:


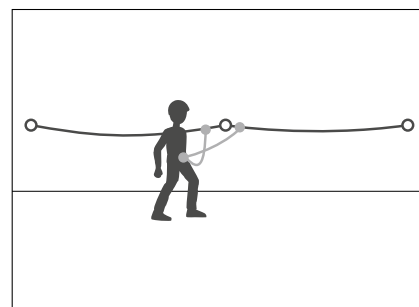
- 80 cm of rope
 - 150 cm of elasticized webbing, to avoid hindering progression
- They are available with or without a connector, according to user needs.

- **For progression on a lifeline without passing intermediate anchors**



ABSORBICA-I single lanyards are designed especially for protection on a horizontal lifeline or on an elevated platform.

- **For progression on a vertical structure or a lifeline and when passing intermediate anchors**



The ABSORBICA-Y lanyards with two arms allow for continuous protection by successively detaching and re-attaching the two arms.

▶ ABSORBICA-I single lanyards



ABSORBICA®-I

Single lanyard with integrated energy absorber

ABSORBICA-I is a single lanyard with compact energy absorber, designed for progression on a horizontal lifeline (rope or cable) or on an elevated platform, without passing intermediate anchors. It has several installation options on the harness and can be used with different types of connectors. It is available in two lengths: 80 or 150 cm versions (without connectors). The 150 cm version has an elasticized arm to avoid hindering progression. Depending on the connectors used, ABSORBICA-I is certified to American, European, and Russian standards.

ABSORBICA®-I VARIO

Adjustable single lanyard with integrated energy absorber

ABSORBICA-I VARIO is an adjustable single lanyard with compact energy absorber designed for progression on a horizontal lifeline (rope or cable) or on an elevated platform, without passing intermediate anchors. It features the VARIO adjustment system, allowing the lanyard length to be adjusted in order to reduce potential fall height. Depending on the connectors used, ABSORBICA-I VARIO is certified to American, European, and Russian standards.



▶ ABSORBICA-Y double lanyards



ABSORBICA®-Y

Double lanyard with integrated energy absorber

ABSORBICA-Y is a double lanyard with compact energy absorber, designed for progression on a vertical structure or a horizontal lifeline, and for passing intermediate anchors. It has several installation options on the harness and can be used with different types of connectors. It is available in two lengths: 80 or 150 cm versions (without connectors). The 150 cm version has elasticized arms to avoid hindering progression. Depending on the connectors used, the ABSORBICA-Y is certified to American, European, and Russian standards.

ABSORBICA®-Y MGO European Version

Double lanyard with integrated energy absorber and MGO connectors

ABSORBICA-Y MGO is a double lanyard with compact energy absorber, designed for progression on a vertical structure or a horizontal lifeline, and when passing intermediate anchors. It is available in two lengths: 80 or 150 cm versions (without connectors). The 150 cm version has elasticized arms to avoid hindering progression. With two MGO large-opening connectors, it is certified to European and Russian standards.

ABSORBICA®-Y MGO International Version

Double lanyard with integrated energy absorber and MGO connectors

ABSORBICA-Y MGO is a double lanyard with compact energy absorber, designed for progression on a vertical structure or a horizontal lifeline, and when passing intermediate anchors. It is available in two lengths: 80 or 150 cm versions (without connectors). The 150 cm version has elasticized arms to avoid hindering progression. Equipped with two large-opening MGO connectors and a Bm'D connector with a CAPTIV positioning bar, it is certified to American, European, and Russian standards.


ABSORBICA®-Y TIE-BACK

Double lanyard with integrated intermediate tie-back rings and energy absorber

The ABSORBICA-Y TIE-BACK is a double lanyard with integrated intermediate tie-back rings and compact energy absorber. It is designed for vertical progression on very large structures and when passing intermediate anchor points. The TIE-BACK system allows the lanyard end to be reconnected to the intermediate tie-back ring to fit around structures with a very large cross-section. The arms are elasticized to avoid hindering progression. It is available with or without connectors and is certified to American, European, and Russian standards.

▶ Using the ABSORBICA-Y TIE-BACK

Fall-Arrest Lanyards



ABSORBICA®

Compact energy absorber

ABSORBICA is a compact energy absorber, for use in combination with a JANE lanyard to make a fall-arrest lanyard. Equipped with tear-webbing inside a pouch that opens on each end, the absorber is protected from abrasion, while allowing for regular inspection. It has two options for installation on the harness, according to the frequency of manipulation.

JANE-I

Single lanyard for making a fall-arrest lanyard

JANE-I is a non-adjustable dynamic rope lanyard that can be combined with an ABSORBICA energy absorber to make a single lanyard with energy absorber. The plastic sheath helps hold the carabiner in position and facilitates clipping while protecting the termination from abrasion. It can be used to set up a temporary anchor. It is available in three lengths: 60, 100, and 150 cm.

JANE-Y for Fall-Arrest Lanyard

Double lanyard for making a fall-arrest lanyard

JANE-Y for fall-arrest lanyard is a non-adjustable dynamic rope lanyard that can be combined with an ABSORBICA energy absorber to make a double lanyard with energy absorber. The plastic sheaths help hold the carabiners in position and facilitate clipping while protecting the terminations from abrasion. It has two symmetrical ends and is available in two lengths: 60 and 100 cm.

Progression Lanyards for Rope Access



PROGRESS ADJUST-Y

Double adjustable progression lanyard

PROGRESS ADJUST-Y is a double adjustable progression lanyard that enables continuous connection for different types of progression (such as rope ascent or moving along a fixed line). Using the ADJUST rope adjuster, the length of the adjustable arm can be quickly and easily adjusted. The TANGA accessory and the plastic sheath help hold the connectors in a good position for easy clipping.

PROGRESS ADJUST-I

Single adjustable progression lanyard

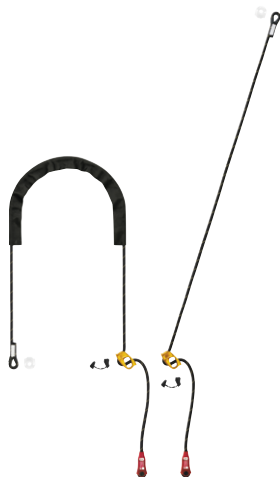
PROGRESS ADJUST-I is a single adjustable progression lanyard that allows, when combined with another lanyard, continuous connection for different types of progression (such as rope ascent or moving along a fixed line). Using the ADJUST rope adjuster, the length can be quickly and easily adjusted. Reversible, the ADJUST rope adjuster can be placed on the anchor or on the harness ventral attachment point. The CAPTIV ADJUST and STUART accessories help hold the connectors in a good position for easy clipping.

JANE-Y

Double progression lanyard

JANE-Y is a double progression lanyard that allows continuous connection during rope ascents. The plastic sheaths help hold the carabiners in position and facilitate clipping while protecting the terminations from abrasion. It has a 60 cm long arm and a 30 cm short arm.

Work-Positioning Lanyard



PROGRESS ADJUST-I

Adjustable positioning lanyard

When combined with a fall-arrest device, the PROGRESS ADJUST-I adjustable positioning lanyard enables comfortable positioning at a workstation when the user has support for their feet. Using the ADJUST rope adjuster, the length can be quickly and easily adjusted. The CAPTIV ADJUST and STUART accessories help hold the connectors in a good position for easy clipping. Depending on the configuration, it can be used in single or double mode. The PROGRESS ADJUST-I positioning lanyard is available in three lengths (2, 3, and 5 m).


Tree Care Lanyards



ZILLON

Adjustable work-positioning lanyard for tree care

The ZILLON work-positioning lanyard for tree care adjusts easily with only one hand, even when loaded. It is designed for use in double mode on the harness side attachment points, or in single mode on the ventral attachment point with the hand on the free end. The yellow color makes it highly visible. ZILLON lanyard ropes are also available individually.



Easy to adjust with one hand, due to the progressive locking/unlocking action of the device.



Pulley mounted on sealed ball bearings allows slack to be taken up easily.



MICROFLIP

Reinforced adjustable positioning lanyard for tree care work

MICROFLIP is a reinforced adjustable lanyard designed for positioning in tree care work. Its cable core reduces the risk of severing the lanyard and facilitates moving about on the trunk. The yellow color makes it highly visible. MICROFLIP lanyard ropes are also available individually.



MICROGRAB

Replacement cam-loaded rope clamp for MICROFLIP

Replacement rope clamp for MICROFLIP, featuring an ergonomic cam and integrated cam spring.





LEZARD

Helivac lanyard with securing of the drop-off/recovery phases

The LEZARD lanyard is designed for helivac at altitude. It allows the drop-off/recovery phases to be secured due to the adjustable arm that can be instantly ejected to free the victim, the rescuer, and the helicopter if the latter needs to suddenly leave its stationary position. Operating the LEZARD helivac lanyard is easy, with color-coded attachment elements that can be instantly identified and the ADJUST rope adjuster that can quickly and precisely adjust lanyard length.



IGUANE

Helivac lanyard for ground drop-off/recovery

The IGUANE lanyard is designed for ground helivac. Easy to use, with color-coded attachment elements that can be instantly identified. Lanyard available in two lengths.



The lower ends are equipped with STRING, which helps hold the carabiner in position and protects the webbing from wear.



VERTIGO TWIST-LOCK

Connector for progression lanyard

See page 105 for details on the VERTIGO TWIST-LOCK connector.



EASHOOK OPEN

Connector with gated connection point for double lanyard and work-positioning lanyard

See page 105 for details on the EASHOOK OPEN connector.



MGO OPEN

Auto-locking directional connector with large gate opening and a gated connection point

See page 105 for details on the MGO OPEN connector.

		Lengths	Certifications	Weight
Work-Positioning Lanyards and Lanyards for Rope Access or Tree Care				
GRILLON	L052AA00/01/02/03/04/05/06	Adjustable to 2 m / 3 m / 4 m / 5 m / 10 m / 15 m / 20 m	ANSI Z359.3 CSA Z259.11 CE EN 358 EN 12841 type C EAC	480 - 1875 g
	L052AA07/08 (noir)	Adjustable to 2 m / 3 m		480 - 1875 g
GRILLON PLUS	L052EA00/01	Adjustable to 2 m / 3 m		435 - 515 g
GRILLON HOOK European Version	L052BA00/01/02/03	Adjustable to 2 m / 3 m / 4 m / 5 m	ANSI Z359.3 - CSA Z259.11 CE EN 358 - EN 12841 type C - EAC	635 - 875 g
GRILLON HOOK International Version	L052CA00/01/02/03			770 - 1010 g
GRILLON MGO	L052DA00/01	Adjustable to 2 m / 3 m	ANSI Z359.3 - CSA Z259.11 CE EN 358 - EN 12841 type C - EAC	1220 - 1300 g
JANE-Y	L051AA00	1 arm, 60 cm 1 arm, 30 cm	CE EN 354 ANSI Z359.3 EAC	130 g
PROGRESS ADJUST-Y	L044AA00	1 fixed arm, 65 cm 1 arm adjustable up to 95 cm	CE EN 358 EAC	230 g
PROGRESS ADJUST-I	L044BA00	1 arm adjustable up to 1 m	CE EN 358 ANSI Z359.3 CSA Z259.11 EAC	185 g
	L044BA01	1 arm adjustable up to 2 m		300 g
	L044BA02	1 arm adjustable up to 3 m		370 g
	L044BA03	1 arm adjustable up to 5 m		510 g
ZILLON	L22A 025/040/055	Adjustable to 2.5 m / 4 m / 5.5 m	CE EN 358	570 - 900 g
MICROFLIP	L33 025/040/055	Adjustable to 2.5 m / 4 m / 5.5 m	CE EN 358 - EAC	750 - 1355 g
MICROGRAB	B53A	-	CE EN 358 (1) - EN 567 - EAC NFPA 1983 Technical Use	150 g

		Connectors	Lengths Without Connectors	Lengths With Connectors	Certifications	Weight
Fall-Arrest Lanyards						
ABSORBICA-I	L011AA00	-	80 cm	90 - 130 cm (Depending on connectors)	CE EN 355 (2) ANSI Z359.13 12 feet (3) EAC	270 g
	L013AA01	-	150 cm	160 - 200 cm (Depending on connectors)		320 g
ABSORBICA-I VARIO	L016AA00	-	100 - 150 cm	110 - 200 cm		280 g
ABSORBICA-Y	L012AA00	-	80 cm	90 - 130 cm (Depending on connectors)	CE EN 355 (2) ANSI Z359.13 12 feet (3) EAC	370 g
	L014AA01		150 cm	160 - 200 cm (Depending on connectors)		430 g
ABSORBICA-Y MGO European Version	L012CA00	Ends: 2 x MGO	80 cm	130 cm	CE EN 355 (2) EAC	1290 g
	L014CA01		150 cm	200 cm		1350 g
ABSORBICA-Y MGO International Version	L012BA00	Ends: 2 x MGO - Bm'D	80 cm	110 cm	ANSI Z359.13 12 feet ANSI Z359.12 CE EN 355 EAC	1850 g
	L014BA01		150 cm	180 cm		1910 g
ABSORBICA-Y TIE-BACK	L015AA00	-	150 cm	160 - 200 cm (Depending on connectors)	CE EN 355 (2) ANSI Z359.13 12 feet (3) EAC	550 g
	L015BA00			180 cm		2030 g
ABSORBICA	L010AA00	-	22 cm	-	CE EN 355 EAC	140 g
JANE-I	L050BA00	-	60 cm	-	CE EN 354 EN 795 type B EAC ANSI Z359.3 CSA Z259.11	100 g
	L050BA01	-	100 cm	-		120 g
	L050BA02	-	150 cm	-		145 g
JANE-Y for Fall-Arrest Lanyard	L051AA02	-	60 cm	-	CE EN 354 ANSI Z359.3	145 g
	L051AA01	-	100 cm	-		185 g

		Connectors	Lengths	Certifications	Weight
Helivac Lanyards					
LEZARD	L01	3 x VERTIGO TWIST-LOCK 1 x VERTIGO WIRE-LOCK	2 x 35 cm fixed arms, 1 ejectable arm, adjustable to 95 cm	CE	880 g
IGUANE	L001AA00	2 x VERTIGO TWIST-LOCK 1 x Am'D TWIST-LOCK	2 x 25 cm fixed arms	CE EN 354	390 g
	L001AA01		2 x 35 cm fixed arms		395 g

MOBILE FALL ARRESTERS

Installed on a lifeline, mobile fall arresters follow the user automatically as they move, whether on an inclined or vertical surface. In the event of a shock load or sudden acceleration, they lock onto the rope and stop the fall.



Maintenance and inspection operations on harbor cranes, Le Havre, France. © 2021 Petzl Distribution - Vuedici.org - Kaefer Wanner

Mobile Fall Arresters

Installed on a safety rope, mobile fall arresters will lock in the event of a shock load or sudden acceleration.

• For fall protection

Mobile fall arrester that can be combined (or not) with an ASAP'SORBER or ASAP'SORBER AXESS energy absorber.



ASAP

• For fall protection, with locking function

Mobile fall arrester with locking function, used with an ASAP'SORBER or ASAP'SORBER AXESS energy absorber.



ASAP LOCK

Absorbers for Mobile Fall Arresters

These energy absorbers are for use only with an ASAP or ASAP LOCK mobile fall arrester. They limit the impact force transmitted to the user in the event of a fall.



ASAP'SORBER



ASAP'SORBER AXESS

Ropes for Mobile Fall Arresters

Ropes with sewn terminations for use with ASAP and ASAP LOCK mobile fall arresters.



ASAP AXIS 11 mm



AXIS 11 mm
With sewn termination



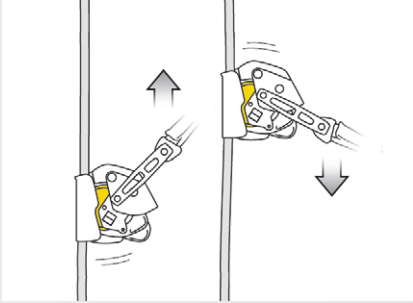
RAY 11 mm
With sewn termination



Mobile Fall Arresters


Installed on a safety rope, the ASAP and ASAP LOCK mobile fall arresters connect to the harness fall-arrest attachment point. They follow the user in their movements, and in the event of a shock load or sudden acceleration, the devices lock and stop the fall.

• Constant fall protection



Integrated locking

In the event of a sudden movement due to a fall, slide, or uncontrolled descent, the ASAP and ASAP LOCK mobile fall arresters lock on the rope and stop the worker's fall, even if they grab the device with their hands.



Effective in many different situations

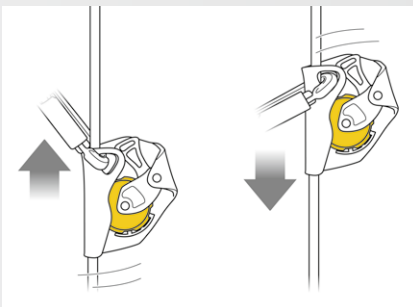
These mobile fall arresters work equally well on vertical or angled ropes, to adapt to a variety of different worksite situations.

• Simple to use



Quick installation

These mobile fall arresters may be quickly and easily installed anywhere on the rope by simply retracting the locking wheel.



No user action required

The ASAP and ASAP LOCK mobile fall arresters follow the worker in all their movements, without the need for any manual operation. This means they can focus completely on the task at hand.



Compatible with all Petzl energy absorbers


To meet different user needs, the mobile fall arresters are compatible with all of the energy absorbers in the line: ASAP'SORBBER (20 and 40 cm) and ASAP'SORBBER AXESS.

• For fall protection

Depending on the use, the ASAP mobile fall arrester can be combined (or not) with an ASAP'SORBBER energy absorber.

• For fall protection, with locking function

The ASAP LOCK has a locking function allowing users to reduce the potential fall distance. Additionally, it is drop-resistant when passing intermediate anchors. It is used with an ASAP'SORBBER energy-absorber.





ASAP®

Mobile fall arrester for rope

With its unique locking system, the ASAP sets the standard in fall protection for workers at height. In normal use, the device moves freely along the rope without any manual intervention and follows the user in all their movements. In the event of a shock load or sudden acceleration, the ASAP locks on the rope and stops the user. Depending on the intended use, the ASAP may also be combined with an ASAP'SORBBER or ASAP'SORBBER AXESS energy absorber to work at a distance from the rope.




ASAP® LOCK

Mobile fall arrester for rope, with locking function

The ASAP LOCK mobile fall arrester is designed to facilitate handling during rope ascents. In normal use, the device moves freely along the rope without any manual intervention and follows the user in all their movements. In the event of a shock load or sudden acceleration, the fall arrester locks on the rope and stops the user. The integrated locking function allows the user to immobilize the device in order to reduce the potential fall distance. The connection arm makes the system drop-resistant when passing intermediate anchors. The ASAP LOCK is used with an ASAP'SORBBER or ASAP'SORBBER AXESS energy absorber to work at a distance from the rope.



How to install the ASAP and ASAP LOCK on a lifeline



Absorbers for Mobile Fall Arresters



ASAP'SORBER

Energy absorber for ASAP and ASAP LOCK

The ASAP'SORBER energy absorber may only be used with an ASAP or ASAP LOCK mobile fall arrester. It allows the user to work at a distance from the rope, in order to protect it during certain work phases. Equipped with tear-webbing inside a pouch that opens on each end, the absorber is protected from abrasion, while allowing for regular inspection. It is available in two lengths to provide the best balance between distance from the rope and reduced fall distance.



ASAP'SORBER AXESS

Energy absorber for an ASAP or ASAP LOCK for a maximum load of 250 kg

The ASAP'SORBER AXESS energy absorber may only be used with the ASAP or ASAP LOCK mobile fall arrester. It allows the user to work at a distance from the rope, in order to protect it during certain work phases. Equipped with tear-webbing inside a pouch that opens on each end, the absorber is protected from abrasion, while allowing for regular inspection. It can be used in two-person rescue situations for a maximum load of 250 kg.

Ropes for Mobile Fall Arresters



ASAP'AXIS 11 mm

Low stretch kernmantle rope with sewn termination and integrated energy dissipater, for use with an ASAP mobile fall arrester

The ASAP'AXIS 11 mm low stretch kernmantle rope with sewn termination and integrated energy dissipater is designed for use with an ASAP mobile fall arrester. The energy dissipater is integrated with the rope and meets the requirements of the European EN 353-2 standard for fall protection. The standard diameter provides a good grip for easier handling. EverFlex technology provides great flexibility and consistent performance over time. The sewn termination features the STUART accessory that helps keep the connector in position to facilitate handling. Rope available in six lengths.



AXIS 11 mm With Sewn Termination

Low stretch kernmantle rope with sewn termination for use with an ASAP LOCK mobile fall arrester








The AXIS 11 mm low stretch kernmantle rope with sewn termination is designed for use with an ASAP LOCK mobile fall arrester and an ASAP'SORBER or ASAP'SORBER AXESS energy absorber. It has a sewn termination with a protective sheath that helps keep the connector in position, allowing it to meet the requirements of the European EN 353-2 standard for fall protection. The standard diameter provides a good grip for easier handling. EverFlex technology provides great flexibility and consistent performance over time. Rope available in six lengths.



RAY 11 mm With Sewn Termination

Static rope with sewn termination for use with ASAP and ASAP LOCK mobile fall arresters

The RAY 11 mm static rope with sewn termination is designed for use with an ASAP or ASAP LOCK mobile fall arrester. It has low elongation under load, allowing it to meet the requirements of the ANSI Z359.15 American fall protection standard. The standard diameter provides a good grip for easier handling. EverFlex technology provides great flexibility and consistent performance over time. The sewn termination with protective sheath helps keep the connector in position and facilitates handling. Rope available in five lengths.

		Certifications		Weight	
Mobile Fall Arresters					
ASAP		B070AA00	<p>ANSI Z359.15 when used with an ASAP'SORBBER or ASAP'SORBBER AXESS energy absorber, a Bm'D or OXAN TRIACT-LOCK (international version) carabiner, a CAPTIV positioning bar, and a RAY 11 mm static rope with sewn termination.</p> <p>CE EN 12841 type A when used with an OK TRIACT-LOCK carabiner and an EN 1891 type A 10-13 mm rope. An ASAP'SORBBER or ASAP'SORBBER AXESS energy absorber can be used when needed.</p> <p>CE EN 353-2 when used with an OK TRIACT-LOCK carabiner and an ASAP'AXIS 11 mm rope. An ASAP'SORBBER or ASAP'SORBBER AXESS energy absorber can be used when needed.</p> <p>EAC when used with an OK TRIACT-LOCK carabiner and an EN 1891 type A 10-13 mm rope. An ASAP'SORBBER or ASAP'SORBBER AXESS energy absorber can be used when needed.</p>	295 g	
ASAP LOCK		B071BA00	<p>ANSI Z359.15 when used with an ASAP'SORBBER or ASAP'SORBBER AXESS energy absorber, a Bm'D or OXAN TRIACT-LOCK (international version) carabiner, a CAPTIV positioning bar, and a RAY 11 mm static rope with sewn termination.</p> <p>CE EN 12841 type A when used with an ASAP'SORBBER or ASAP'SORBBER AXESS energy absorber, and an EN 1891 type A 10 to 13 mm rope.</p> <p>CE EN 353-2 when used with an ASAP'SORBBER or ASAP'SORBBER AXESS energy absorber and an AXIS 11 mm rope with sewn termination.</p> <p>EAC when used with an ASAP'SORBBER or ASAP'SORBBER AXESS energy absorber, and an EN 1891 type A 10 to 13 mm rope.</p>	425 g	
		Length	Certifications	Weight	
Absorbers for Mobile Fall Arresters					
ASAP'SORBBER		L071AA00	ANSI Z359.13 6 feet CE EN 355 EAC	125 g	
		L071AA01		40 cm	145 g
ASAP'SORBBER AXESS		L071CB00	ANSI Z359.13 6 feet CE EN 355	205 g	
		Length	Certifications	Weight per Meter	
Ropes for Mobile Fall Arresters					
ASAP'AXIS 11 mm		R074DA00	CE EN 1891 type A	82 g	
		R074DA01			10 m
		R074DA02			20 m
		R074DA03			30 m
		R074DA04			40 m
		R074DA05			50 m
AXIS 11 mm With Sewn Termination		R074BA00	CE EN 1891 type A NFPA 1983 Technical Use EAC	82 g	
		R074BA01			10 m
		R074BA02			20 m
		R074BA03			30 m
		R074BA04			40 m
		R074BA05			50 m
RAY 11 mm With Sewn Termination		R100BA00	ANSI Z359.15	98 g	
		R100BA01			25 ft
		R100BA02			50 ft
		R100BA03			75 ft
		R100BA04			100 ft



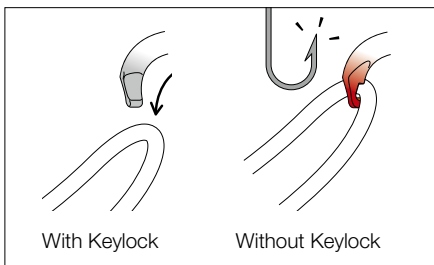
CONNECTORS

To address various situations encountered in the field, Petzl offers several types of connectors, with different shapes, sizes, gate openings, and locking systems.




Glass window construction at the new Petzl testing facility, Crolles, France. © Petzl Distribution - Latouche

To facilitate connection and disconnection, Petzl connectors have features that simplify their use.



Avoids the risk of snagging

To provide optimal efficiency, all Petzl carabiners use the Keylock system: the nose of the carabiner, where the body and gate meet, does not have a notch that could snag on anchors, ropes, harness equipment loops, or other gear.



Visual locking indicator

To facilitate equipment checks, SCREW-LOCK manual locking carabiners have a red band that is visible only when the carabiner is not locked.

Lightweight Carabiners

Aluminum carabiners designed for workers at height.



Ultra-Lightweight Carabiners

Compact aluminum carabiners for workers at height looking to reduce weight to a minimum.




High-Strength Carabiners

Carabiners suitable for difficult environments, primarily used for setting up anchors and for connecting to metal structures.



Lanyard-End Connectors

Connectors designed for lanyard ends.



Special Carabiners

Aluminum carabiners designed for specific uses: with groups, for additional braking with a descender, and for harness fastening.



Semi-Permanent Connectors

Connectors designed for semi-permanent connection of equipment.



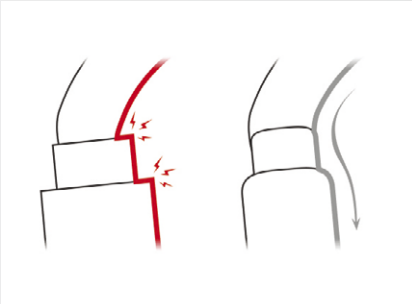
Connector Positioning Accessories

Accessories that keep the carabiner correctly positioned in devices and at the end of a lanyard.



Lightweight Carabiners

- Design facilitates handling



Fluid interior design

Fluid interior design limits the risk of having a catch point and facilitates rotation of the carabiner.

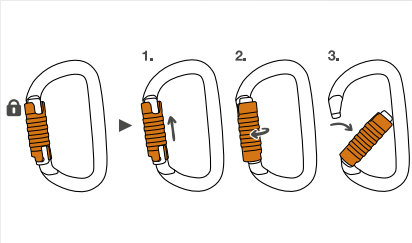


Optimal strength-to-weight ratio

The H cross-section provides an optimal strength-to-weight ratio and protects the markings from abrasion.

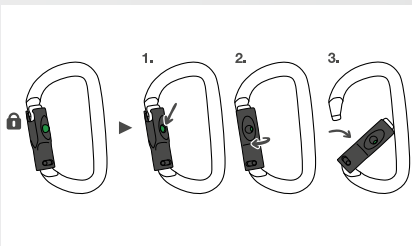
- Multiple locking systems depending on the intensity of use:

- For frequent use:



TRIACT-LOCK automatic system:

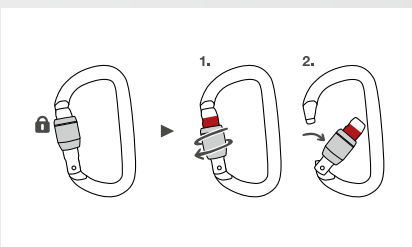
Unlocking is accomplished by raising, then turning the sleeve.



BALL-LOCK automatic system:

Unlocking is accomplished by pressing on the green indicator, then turning the sleeve. The green visual indicator is visible only when the gate is locked.

- For occasional use:



SCREW-LOCK manual system:

This system is ideal for harsh environments where contaminants (mud, ice) could cause an automatic locking system to jam. The red visual indicator is visible when the carabiner is unlocked.

- For connecting to equipment that has a large cross-section




The OK carabiner has a symmetrical oval shape for optimal loading of devices with a large cross-section, such as pulleys, rope clamps, or mobile fall arresters.

- For connecting equipment such as descenders or positioning lanyards



The Am'D carabiner has an asymmetrical D shape that is ideal for attaching equipment such as descenders or positioning lanyards.

- For connecting multiple items



The WILLIAM has an asymmetrical pear shape, with a large capacity for attaching multiple elements, and a large gate opening to facilitate their installation.



CAPTIV
COMPATIBLE

OK

Lightweight oval carabiner

The lightweight OK carabiner is made of aluminum. It has an oval shape that allows optimal loading of devices with a large cross-section, such as pulleys, rope clamps, and mobile fall arresters. Its fluid interior design and Keylock system facilitate handling. It is available in three locking systems: automatic TRIACT-LOCK or BALL-LOCK, or manual SCREW-LOCK. OK can be used with the CAPTIV bar to promote loading of the carabiner on the major axis, to limit the risk of rotation, and to keep it integrated with the device.



CAPTIV
COMPATIBLE

Am'D

Lightweight asymmetrical carabiner

The Am'D lightweight asymmetrical carabiner is made of aluminum. It has a D shape particularly suited for connecting to diverse equipment such as descenders or positioning lanyards. Its fluid interior design and Keylock system facilitate handling. The Am'D carabiner is available in three locking systems: automatic TRIACT-LOCK or BALL-LOCK system, or manual SCREW-LOCK system. Am'D may be used with a CAPTIV positioning bar to promote loading of the carabiner along the major axis, to limit the risk of rotation, and to keep it integrated with the device.



CAPTIV
COMPATIBLE

WILLIAM

Lightweight asymmetrical large-capacity carabiner

The lightweight WILLIAM large-capacity asymmetrical carabiner is made of aluminum. The pear shape makes it easy to attach multiple items. Its fluid interior design and Keylock system facilitate handling. The WILLIAM carabiner is available in three locking systems: automatic TRIACT-LOCK or BALL-LOCK, or manual SCREW-LOCK. WILLIAM can be used with the CAPTIV bar to promote positioning of the carabiner along the major axis, to limit the risk of rotation, and to keep it integrated with the device.



Ultra-Lightweight Carabiners



Sm'D

Ultra-lightweight asymmetrical carabiner

The compact Sm'D asymmetrical aluminum carabiner is recommended for workers at height looking to reduce weight to a minimum. The D shape makes it especially suitable for attaching devices. It is available in two locking systems (automatic TRIACT-LOCK system or manual SCREW-LOCK system), or without a locking system.


High-Strength Carabiners



OXAN

High-strength oval carabiner

OXAN is a high-strength steel carabiner designed for use in harsh environments. The oval, symmetrical shape allows the carabiner to be loaded in the optimal position when setting up anchors or connecting to metal structures. It is available in two locking systems: automatic TRIACT-LOCK system or manual SCREW-LOCK system. OXAN TRIACT-LOCK is available in European or international versions. OXAN can be used with the CAPTIV bar to promote positioning of the carabiner along the major axis, to limit the risk of rotation, and to keep it integrated with the device.



The oval, symmetrical shape allows the carabiner to be loaded in the optimal position when setting up anchors.

Usage with the CAPTIV positioning bar promotes loading of the carabiner along the major axis, limits the risk of rotation, and keeps it attached to the device or lanyard.



CAPTIV COMPATIBLE

VULCAN

High-strength, large-capacity asymmetrical carabiner

VULCAN is a high-strength steel carabiner designed for use in harsh environments. The large-capacity asymmetrical shape is ideal for setting multiple anchors. The VULCAN carabiner is available in two locking systems: automatic TRIACT-LOCK system or manual SCREW-LOCK system. VULCAN TRIACT-LOCK is available in European or international versions. VULCAN can be used with the CAPTIV bar to promote loading of the carabiner on the major axis, to limit the risk of rotation, and to keep it integrated with the device.




CAPTIV COMPATIBLE

Bm'D

Lightweight asymmetrical high-strength carabiner

The Bm'D lightweight asymmetrical carabiner is made of aluminum. It has a D shape particularly suited for connecting to diverse equipment such as descenders or positioning lanyards. Its fluid interior design and Keylock system facilitate handling. The Bm'D carabiner has the TRIACT-LOCK automatic locking system. The sleeve is reinforced for greater inward and lateral gate strength. Bm'D may be used with a CAPTIV positioning bar to promote loading of the carabiner on the major axis, to limit the risk of rotation, and to keep it integrated with the device.



The sleeve is reinforced for greater inward and lateral gate strength.

Lanyard-End Connectors



VERTIGO TWIST-LOCK

Connector for progression lanyard

The VERTIGO TWIST-LOCK connector is designed for use on progression lanyards. The excellent grip and automatic locking system facilitate handling when passing intermediate anchors. The large opening and the Keylock system allow the connector to be easily connected. VERTIGO TWIST-LOCK may be used with a CAPTIVO positioning bar to promote loading of the carabiner on the major axis, to limit the risk of rotation and, to keep it integrated with the device.



EASHOOK OPEN

Connector with gated connection point for double lanyard and work-positioning lanyard

The EASHOOK OPEN connector is designed for use at the ends of a double lanyard or work-positioning lanyard. The gated connection point allows the connector to be directly attached to the lanyard. If the lanyard is damaged, the connector can be reused. The excellent grip and automatic locking system facilitate handling when passing intermediate anchors.



MGO OPEN

Auto-locking directional connector with large gate opening and a gated connection point

MGO OPEN is an auto-locking directional connector with a large gate opening for connection to metal structures or to large-diameter cables and bars. It has a gated connection point for attachment to different types of lanyards. If the lanyard is damaged, the connector can be reused. MGO OPEN is available in two versions: 60 and 110 mm.

Special Carabiners



Am'D PIN-LOCK

Asymmetrical aluminum carabiner, unlocks with a tool

The Am'D PIN-LOCK asymmetrical aluminum carabiner is designed for use with groups. It secures the connection of the participant with a PIN-LOCK system, which can only be opened by the operator with a specific unlocking tool. Am'D PIN-LOCK may be used with a CAPTIVO positioning bar to promote loading of the carabiner along the major axis, to limit the risk of rotation, and to keep it integrated with the device.



FREINO Z

Carabiner with friction spur for descenders

The FREINO Z carabiner has a friction spur for adding or adjusting friction during the descent. It is easy to use and compatible with I'D S, I'D L, I'D EVAC, and RIG self-braking descenders. When rotated, it makes the descender drop-resistant when being transferred from the equipment loop to the ventral attachment point or anchor. The FREINO Z has the TRIACT-LOCK automatic locking system.



OMNI

Multidirectional semi-circle carabiner

Multidirectional semi-circle OMNI carabiner for fastening the FALCON ASCENT harness and for attaching a CROLL ventral rope clamp. It is available in two locking systems: automatic TRIACT-LOCK system or manual SCREW-LOCK system.



Connectors

Semi-Permanent Connectors



RING OPEN

Multidirectional gated ring

The RING OPEN gated ring is designed for semi-permanent connection of equipment. The round shape allows it to function optimally in all directions. It has a large opening that allows installation of ropes with sewn terminations.



DELTA

Triangular steel quick link

When closed with a wrench, this steel quick link becomes a semi-permanent anchor ring.



GO

Oval steel quick link

When closed with a wrench, this steel quick link becomes a semi-permanent anchor ring.



DEMI ROND

Semi-circle aluminum alloy quick link

When closed with a wrench, this aluminum quick link is used to fasten harnesses that have two attachment points that must be joined with a connector.

Connector Positioning Accessories



CAPTIV

Connector positioning bar (pack of 10)

The CAPTIV positioning bar promotes loading of the carabiner on the major axis, limits the risk of rotation, and keeps it integrated with the device or lanyard. CAPTIV is compatible with OK, Am'D, WILLIAM, OXAN, VULCAN, Bm'D carabiners, and the ROLLCLIP A pulley carabiner.



CAPTIVO

Positioning bar for the VERTIGO TWIST-LOCK connector (pack of 10)

The CAPTIVO positioning bar secures the connector to the lanyard, promotes loading of the connector on the major axis, and limits the risk of rotation. CAPTIVO is only compatible with the VERTIGO TWIST-LOCK connector.



CAPTIV ADJUST

Carabiner positioning bar combined with an ADJUST rope adjuster

The CAPTIV ADJUST positioning bar promotes loading of the carabiner on the major axis and helps hold the ADJUST rope adjuster in the proper position to reduce the risk of accidental release. It helps keep the lanyard and rope adjuster integrated with the carabiner, reducing the risk of losing them. CAPTIV ADJUST is compatible with OK, Am'D, Bm'D, and OXAN carabiners.



STUART

Connector positioning accessory (pack of 10)

STUART helps keep the connector in the correct position and facilitates clipping. It is compatible with most auto-locking connectors.



TANGA

Connector positioning ring (pack of 10)

The TANGA positioning ring helps hold the connector in the correct position.



STRING

Accessory for maintaining connector orientation and protecting the webbing (pack of 10)

STRING helps maintain the proper orientation of the connector and protects the webbing from wear. It is available in two sizes.

Locking		References					Certifications	Weight		
Lightweight Carabiners										
OK		TRIACT-LOCK	M33A TL / TLN (1)	22 mm	25 kN	8 kN	7 kN	CE EN 362 EAC	75 g	
		BALL-LOCK	M33A BL	23 mm					75 g	
		SCREW-LOCK	M33A SL / SLN (1)	22 mm					70 g	
Am'D		TRIACT-LOCK	M34A TL / TLN (1) / TLY (2)	24 mm	27 kN	8 kN	7 kN	CE EN 362 EAC NFPA 1983 Technical Use	75 g	
		BALL-LOCK	M34A BL / BLY (2)	25 mm					75 g	
		SCREW-LOCK	M34A SL / SLN (1)	25 mm					70 g	
WILLIAM		TRIACT-LOCK	M36A TL / TLN (1) / TLY (2)	27 mm	27 kN	8 kN	8 kN	CE EN 362 EAC NFPA 1983 Technical Use	90 g	
		BALL-LOCK	M36A BL / BLY (2)	27 mm					90 g	
		SCREW-LOCK	M36A SL / SLN (1)	28 mm					85 g	
Ultra-Lightweight Carabiners										
Sm'D		TRIACT-LOCK	M39A TL / TLN (1)	18 mm	23 kN	8 kN	7 kN	CE EN 362 CE EN 12275 type B EAC	55 g	
		SCREW-LOCK	M39A SL / SLN (1)	20 mm					45 g	
		Non-Locking	M39A S / SN (1)	23 mm					CE EN 12275 type B	40 g
High-Strength Carabiners										
OXAN		TRIACT-LOCK European Version	M72A TL	22 mm	38 kN	16 kN	15 kN	CE EN 362 - EAC NFPA 1983 Technical Use	195 g	
		TRIACT-LOCK International Version	M72A TLA / TLN (1)	20 mm					CE EN 362 - EAC - ANSI Z359.12 NFPA 1983 Technical Use - CSA Z259.12	230 g
		SCREW-LOCK	M72A SL / SLN (1)	22 mm					CE EN 362 - EAC NFPA 1983 Technical Use	185 g
VULCAN		TRIACT-LOCK European Version	M073BA00	28 mm	45 kN	16 kN	18 kN	CE EN 362 - EAC NFPA 1983 General Use	245 g	
		TRIACT-LOCK International Version	M073CA00 / 01 (1)	26 mm					CE EN 362 - EAC - ANSI Z359.12 NFPA 1983 General Use - CSA Z259.12	265 g
		SCREW-LOCK	M073AA00 / 01 (1)	29 mm					CE EN 362 - EAC NFPA 1983 General Use	235 g
Bm'D		TRIACT-LOCK	M032AA00 / 01 (1)	18 mm	32 kN	16 kN	10 kN	CE EN 362 - EAC - ANSI Z359.12 NFPA 1983 Technical Use - CSA Z259.12	105 g	
Lanyard-End Connectors										
VERTIGO TWIST-LOCK		TWIST-LOCK	M40A RLA	25 mm	25 kN	10 kN	8 kN	CE EN 362	100 g	
EASHOOK OPEN		Automatic	M043AA00 / 01 (1)	25 mm	25 kN	-	10 kN	CE EN 362 EAC	160 g	
MGO OPEN 60		Automatic	MGOO 60	63 mm	23 kN	-	23 kN	CE EN 362 EAC	490 g	
MGO OPEN 110		Automatic	M080AA00	110 mm					930 g	
Special Carabiners										
Am'D PIN-LOCK		PIN-LOCK	M34A PL (x 1) M34AB PL (x 10)	25 mm	27 kN	8 kN	7 kN	CE EN 362 - CE EN 12275 - EAC	80 g	
FREINO Z		TRIACT-LOCK	M042BA00	18 mm	23 kN	8 kN	8 kN	CE EN 362 NFPA 1983 Technical Use EAC	75 g	
OMNI		TRIACT-LOCK	M37 TL	22 mm	20 kN	15 kN	7 kN	CE EN 362	90 g	
		SCREW-LOCK	M37 SL						85 g	
Semi-Permanent Connectors										
RING OPEN		Gated Ring	P28	11 mm	23 kN	23 kN	-	CE EN 362	70 g	
DELTA		Quick Link	P11	12 mm	25 kN	10 kN	-	CE EN 362 type Q	150 g	
		Quick Link	P11 8, P11 8B, P11 8BN (1)	10 mm					85/95 g	
GO		Quick Link	P15	16 mm					60 g	
DEMI ROND		Quick Link	P18	10 mm	55 g					

(1) Black connectors
(2) Gold connectors



DESCENDERS

Descenders are designed to help regulate friction and control the descent on a fixed rope. They allow a worker to position themselves at any point on the rope. Certain Petzl descenders can also be used as belay devices.



Self-Braking Descenders

Self-braking descenders with ergonomic handle and AUTO-LOCK system allow a comfortably controlled descent and easy positioning at the workstation. These devices are designed for work at height, rope access, and technical rescue and evacuation.



Descenders for Technical Rescue

Descenders with integrated progress-capture pulley and AUTO-LOCK system to facilitate lowering and raising heavy loads.



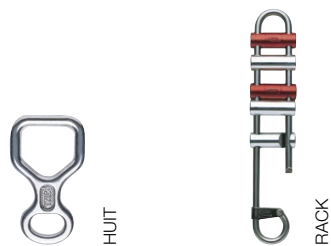
Mechanical Prusiks for Tree Care

Mechanical Prusiks allow the user to move around efficiently in a tree while benefiting from the handling of a classic Prusik pulley system.



Standard Descenders

Descenders with a simple design, using the friction between the rope and the device to brake a descent. The speed of the descent is regulated by varying the grip on the free end of the rope.



Personal Escape System

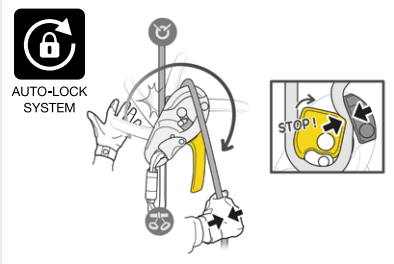
Rescue device that allows a single person to get themselves out of a building or structure in the event of an emergency. It has a multipurpose anchor hook adapted for locations where the possibility of finding an anchor point is uncertain.



Self-Braking Descenders

Easy to use, self-braking descenders adapt to a variety of situations encountered during work at height, rope access work, or technical rescue: descending, work positioning, short rope ascents, belaying with climbing techniques.

- **Easy to use**



- **AUTO-LOCK system**

The AUTO-LOCK system allows users to easily position themselves at a workstation without having to manipulate the handle or tie off the device: as soon as the user releases the handle, the rope is automatically locked in the device.



- **Installing the rope**

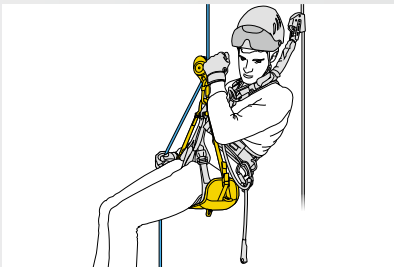
The device has a safety gate on the moving side plate that allows the rope to be easily installed while the device remains connected to the harness.



- **Comfortable, controlled descent**

The ergonomic handle allows unlocking the rope and comfortably controlling the descent. Two descent modes are possible: on the side plate or in the V-shaped friction channel.

- **Versatile**



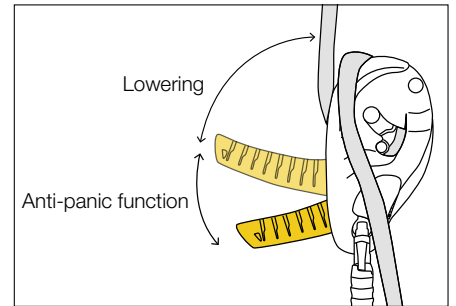
Self-braking descenders are versatile and can be used for both descents and short rope ascents.

- **Wear-resistant**



The stainless steel wear plate improves durability by reinforcing the rope friction zone.

- **With anti-panic function and anti-error catch**



Designed for work at height, rope access, and technical rescue and evacuation, these devices are equipped with an anti-panic function and an anti-error catch, to reduce the risk of an accident due to user error. They are also compatible with auxiliary brakes, which help increase the friction for lowering heavy loads.

- **Compact and lightweight**



The RIG descender is compact and lightweight, and designed for experienced rope access workers.

I'D self-braking descenders with anti-panic function



I'D® S

Self-braking descender with anti-panic function for work at height and rope access work

The self-braking I'D S descender is primarily designed for work at height and rope access work. It has an ergonomic handle that allows comfortable descent control. The integrated anti-panic function and anti-error catch reduce the risk of an accident due to user error. The AUTO-LOCK system allows users to easily position themselves at the workstation without having to manipulate the handle or tie off the device. Once locked, the rope can be taken up without having to manipulate the handle. The safety gate allows the rope to be installed with the device remaining connected to the harness. I'D S is compatible with 10 to 11.5 mm ropes and allows handling of loads up to 250 kg.



I'D® L

Self-braking descender with anti-panic function for rescue

The I'D L self-braking descender is primarily designed for rescue. It has an ergonomic handle that allows comfortable descent control. The integrated anti-panic function and anti-error catch reduce the risk of an accident due to user error. The AUTO-LOCK system allows users to position themselves without having to manipulate the handle or tie off the device. Once locked, the rope can be taken up without having to manipulate the handle. The safety gate allows the rope to be installed with the device remaining connected to the harness. I'D L is compatible with 12.5 to 13 mm ropes and allows handling of loads up to 280 kg.



I'D® EVAC

Self-braking descender with anti-panic function for lowering from an anchor

The I'D EVAC self-braking descender is primarily designed for lowering from an anchor. The ergonomic handle is specifically oriented for managing a load from the anchor and offers comfortable descent control. The integrated anti-panic function and anti-error catch reduce the risk of an accident due to user error. The AUTO-LOCK system allows the rope to be automatically locked without having to manipulate the handle or tie off the device. Once locked, the rope can be taken up without having to manipulate the handle. The safety gate allows the rope to be installed with the device remaining connected to the anchor. I'D EVAC is compatible with 10 to 11.5 mm ropes and allows handling of loads up to 250 kg.

Accessories



Open Auxiliary Brake for I'D®

Open auxiliary brake for I'D S, I'D L, and I'D EVAC self-braking descenders

The open auxiliary brake is designed for I'D self-braking descenders. It is used to add friction depending on the load and rope diameter, and allows the rope to be inserted or removed at any time.



Closed Auxiliary Brake for I'D®

Closed auxiliary brake for I'D S, I'D L, and I'D EVAC self-braking descenders

The closed auxiliary brake is designed for I'D self-braking descenders. It is used to add friction depending on the load and rope diameter and provides a constant redirect of the rope.



RIG®

Compact self-braking descender for rope access, designed for experienced users

RIG is a compact self-braking descender for rope access, designed for experienced users. It has an ergonomic handle that allows comfortable descent control. The AUTO-LOCK system allows users to easily position themselves at the workstation without having to manipulate the handle or tie off the device. Once locked, the rope can be taken up without having to manipulate the handle. The safety gate allows the rope to be installed with the device remaining connected to the harness.



Descenders for Technical Rescue

These descenders offer the versatility required for technical rescue operations: lowering, hauling, handling heavy loads, use in the primary system or in a back-up belay.

- **Easy rope installation**



Markings on the device make rope installation quick and easy.

- **Comfortable, controlled descent, even with heavy loads**

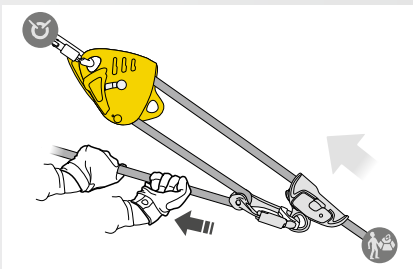


The ergonomic handle and integrated brake enable a comfortably controlled descent.



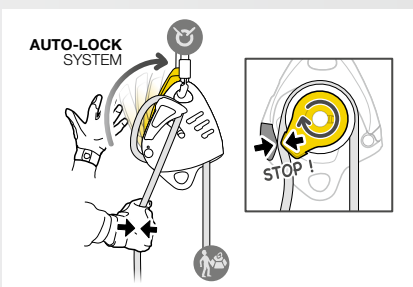
The faceted sheave creates additional friction zones for the rope, providing extra braking for lowering heavy loads.

- **Excellent hauling efficiency**



The integrated progress-capture pulley with very large diameter sheave mounted on sealed ball bearings rotates in only one direction for excellent hauling efficiency. The lower connection point can be used to create different types of haul systems.

- **AUTO-LOCK system: automatically locks the rope**



The AUTO-LOCK system allows automatic locking of the rope when the handle is not in use. Once locked, the rope can be taken up without having to manipulate the handle.


MAESTRO S

∅ 10.5 to 11.5 mm

 250 kg

MAESTRO L

∅ 12.5 to 13 mm

 280 kg

▶ MAESTRO descenders with integrated progress-capture pulley



MAESTRO® S

Descender with integrated progress-capture pulley for loads up to 250 kg, compatible with 10.5 to 11.5 mm ropes

MAESTRO S is a descender designed for technical rescue operations. It makes it easier to manipulate heavy loads when lowering or hauling, and may be used in both the primary system or in a back-up belay. This versatility allows rescuers to adapt to a variety of different situations they may encounter on the rescue scene. The ergonomic handle and integrated brake enable a comfortably controlled descent. Shifting from lowering position to raising position is immediate, without the need to transfer the load. The integrated progress-capture pulley has a large diameter sheave mounted on sealed ball bearings, providing excellent hauling efficiency. The AUTO-LOCK system automatically locks the rope when the handle is not in use. Once locked, the rope can be taken up without having to manipulate the handle. The MAESTRO S descender is compatible with 10.5 to 11.5 mm ropes and allows handling of loads up to 250 kg.



MAESTRO® L

Descender with integrated progress-capture pulley for loads up to 280 kg, compatible with 12.5 to 13 mm ropes

MAESTRO L is a descender designed for technical rescue operations. It makes it easier to manipulate heavy loads when lowering or hauling, and may be used in both the primary system or in a back-up belay. This versatility allows rescuers to adapt to a variety of different situations they may encounter on the rescue scene. The ergonomic handle and integrated brake enable a comfortably controlled descent. Shifting from lowering position to raising position is immediate, without the need to transfer the load. The integrated progress-capture pulley has a large diameter sheave mounted on sealed ball bearings, providing excellent hauling efficiency. The AUTO-LOCK system automatically locks the rope when the handle is not in use. Once locked, the rope can be taken up without having to manipulate the handle. The MAESTRO L descender is compatible with 12.5 to 13 mm ropes and allows handling of loads up to 280 kg.



Mechanical Prusiks for Tree Care


Mechanical Prusiks allow arborists to optimize their movement within a tree. They are user-friendly and intuitive to use. To meet a variety of needs, they can be used on doubled ropes or a single rope.

• Intuitive design




The technique is identical to that of a classic Prusik pulley system, offering immediate usability. The device locks automatically once the friction chain is extended.

• For efficient movement



Smooth, precise rope feed


The release lever is mounted on a spring for great precision when moving around. Adjusting the pressure on this lever controls the speed of movement.



Slack easily taken up


The pulley is mounted on sealed ball bearings to allow the slack to be taken up easily when moving around. The widely spaced side plates also contribute to smooth rope glide.

• Versatile



Use on doubled ropes

ZIGZAG and ZIGZAG PLUS can be used on doubled ropes.



Use on a single rope

They can also be used on a single rope with the CHICANE accessory, which offers more friction on the descent, and the KNEE ASCENT, which makes ascending easier.

• Standard version



The lower attachment hole is fixed to maintain alignment of the device with the axis of the worker and to optimize grip.

• Version with high-efficiency swivel



The lower attachment hole with high-efficiency swivel provides stable and correct positioning of the mechanical Prusik and optimal rope glide through the device.



ZIGZAG®

Mechanical Prusik for tree care

The ZIGZAG mechanical Prusik allows the user to move around efficiently in a tree using classic Prusik pulley system technique. The friction chain provides precision and fluidity when moving around. The pulley is mounted on sealed ball bearings to allow the slack to be taken up easily. Can be used on either doubled ropes or a single rope, providing great versatility. The lower attachment hole is fixed to maintain alignment of the device with the axis of the worker and to optimize grip.



 ZIGZAG PLUS mechanical Prusik with swivel

ZIGZAG® PLUS

Mechanical Prusik with high-efficiency swivel, for tree care

The ZIGZAG PLUS mechanical Prusik allows the user to move around efficiently in a tree using classic Prusik pulley system technique. The friction chain provides precision and fluidity when moving around. The pulley is mounted on sealed ball bearings to allow the slack to be taken up easily. Can be used on either doubled ropes or a single rope, providing great versatility. The lower attachment hole with high-efficiency swivel provides stable and correct positioning of the mechanical Prusik and optimal rope glide through the device.

Accessory



CHICANE

Auxiliary brake for mechanical Prusik on single ropes, for tree care

The CHICANE auxiliary braking device allows ZIGZAG and ZIGZAG PLUS mechanical Prusiks to be used on single ropes. It provides continuous additional friction on descents. The excellent compatibility of the CHICANE and mechanical Prusik as an assembled unit provides smooth rope glide through the brake during ascents. The ergonomic handle provides excellent grip and facilitates movement while limb walking. With the openable side plate, installation is quick and easy.



Descenders

Standard Descenders



HUIT

Figure-eight descender

Figure-eight descender, compact and lightweight. Square shape helps reduce rope twist.



RACK

Variable friction descender with brake bars

The design and configuration of the RACK bars make it easy to set up and insert the rope. Compact and lightweight, the device allows the user to adjust the amount of friction during the descent to adapt to changing conditions.

Personal Escape System



EXO® AP HOOK

Personal escape system with anchor hook

EXO AP HOOK is a personal escape system with a HOOK anchor hook, adapted for situations where the possibility of finding an anchor point is uncertain. It has a self-braking system with anti-panic function for quickly moving horizontally, climbing through a window, and controlling or stopping a descent. If the user pulls too hard on the handle, the anti-panic function brakes and stops the descent automatically. EXO AP HOOK also includes a rope that resists wear and high temperatures, an Am'D connector with CAPTIV positioning bar, and a bag for transporting and attaching the system directly to the harness. Other rope lengths and other types of connectors (such as the EASHOOK OPEN) are available by special order.


Lowering

Anti-panic function

Lowering

If the user pulls too hard on the handle, the anti-panic function brakes and stops the descent automatically.

The anchor hook may be used around a structure, secured with a locking hitch.



CUSTOM

Petzl Custom allows you to choose:

- Rope type: Standard or high-strength rope
- Rope color
- Rope length
- Type of rope-end connectors and harness connector

The assembly of various components of your choice offers a ready-made solution specific to the user, delivered in a transport pouch or bag adapted to the length of the rope.

Because of the unique shape of the anchor hook, special Petzl training for the EXO AP HOOK is mandatory.


			Certifications	Rope Diameter Compatibility	Working Load Limit	Weight
Self-Braking Descenders						
I'D S		D020AA00 (yellow) D020AA01 (black)	EN 341 type 2 class A (1) CE EN 12841 type C (2) CE EN 15151-1 (3) ANSI Z359.4 (4) NFPA 1983 Technical Use (5) EAC	10 to 11.5 mm	Lowering a heavy load up to 250 kg	600 g
I'D L		D020BA00 (red) D020BA01 (black)	EN 341 type 2 class A (6) CE EN 12841 type C (7) ANSI Z359.4 (8) NFPA 1983 General Use (9) EAC	12.5 to 13 mm	Lowering a heavy load up to 280 kg	600 g
I'D EVAC		D020CA00 (yellow) D020CA01 (black)	EN 341 type 2 class A (1) CE EN 12841 type C (2) ANSI Z359.4 (4) NFPA 1983 Technical Use (5) EAC	10 to 11.5 mm	Lowering a heavy load up to 250 kg	615 g
RIG		D021AA00 (yellow) D021AA01 (black)	CE EN 12841 type C (2) EN 341 type 2 class A (1) CE EN 15151-1 (10) NFPA 1983 Technical Use (5) EAC	10 to 11.5 mm	Lowering a heavy load up to 200 kg	400 g
Open Auxiliary Brake for I'D		D020DA00	-	-	-	20 g
Closed Auxiliary Brake for I'D		D020EA00	-	-	-	20 g
Rescue Descenders						
MAESTRO S		D024AA00	CE EN 12841 type C EN 341 NFPA 1983 Technical Use EAC	10.5 to 11.5 mm	Lowering a heavy load up to 250 kg	1100 g
MAESTRO L		D024BA00	CE EN 12841 type C EN 341 NFPA 1983 General Use EAC	12.5 to 13 mm	Lowering a heavy load up to 280 kg	1100 g
Mechanical Prusiks for Tree Care						
ZIGZAG		D022AA00	CE	11.5 to 13 mm	140 kg	365 g
ZIGZAG PLUS		D022BA00	CE	11.5 to 13 mm	140 kg	425 g
CHICANE		D022CA00	CE (with ZIGZAG or ZIGZAG PLUS mechanical Prusik)	11.5 to 13 mm	140 kg	255 g
Standard Descenders						
HUIT		D02	-	8 to 13 mm (single and double rope)	100 kg	100 g
RACK		D11	-	9 to 13 mm (single rope) 8 to 11 mm (double rope)	100 kg	470 g
Personal Escape System						
EXO AP HOOK		D031DA00	NFPA 1983 Escape Use	7.5 mm (EXO rope only)	140 kg	1470 g

(1) EN 341 type 2 class A when used with a PARALLEL 10.5 mm or AXIS 11 mm rope
 (2) EN 12841 type C when used with a 10 to 11.5 mm EN 1891 A rope
 (3) EN 15151-1 when used with a 10 to 11 mm rope
 (4) ANSI Z359.4 when used with a 10 to 11.5 mm rope
 (5) NFPA 1983 Technical Use when used with a 10 to 11.5 mm rope

(6) EN 341 type 2 class A when used with a VECTOR 12.5 mm rope
 (7) EN 12841 type C when used with a 12.5 to 13 mm EN 1891 A rope
 (8) ANSI Z359.4 when used with a 12.5 to 13 mm rope
 (9) NFPA 1983 Technical Use when used with a 12.5 to 13 mm rope
 (10) EN 15151-1 when used with a 9 to 11 mm rope

ROPE CLAMPS

Rope clamps are primarily used for progression on ropes and for setting up haul systems.



Maintenance and inspection operations on harbor cranes, Le Havre, France. © 2021 Petzl Distribution - Vuedia.org - Kaefer Wanner



Optimal locking

Petzl frame-loaded rope clamps are designed to function optimally under many different conditions (wet, frozen, dirty ropes, for example). They are therefore equipped with a special stainless steel cam. Its unique design, the shape of its teeth, and its self-cleaning slot allow optimal grip on the rope without damaging it, while reducing the effort required to slide the device up the rope.

Rope Clamps for Progression

Frame-loaded rope clamps are easy to install and specially designed for rope ascents (handled rope clamps, ventral rope clamps, and foot-mounted rope clamps).



Versatile Rope Clamp

Rope clamp that can be used to ascend a fixed rope, or as progress capture in a haul system.



Back-Up Rope Clamp

Ultra-compact, lightweight rope clamp for occasional rope ascents and haul systems.



Cam-Loaded Rope Clamp

Rope clamp designed for use in haul systems as a tractor or progress capture device.



Rope Clamps

Rope Clamps for Progression



ASCENSION
left-handed

ASCENSION
right-handed

ASCENSION

Handled rope clamp for rope ascents

The ASCENSION handled rope clamp is designed for rope ascents and features an overmolded grip and ergonomic upper part for a comfortable and powerful grip when pulling with one or two hands. The ASCENSION handled rope clamp has a large lower hole for easily attaching two carabiners for a lanyard and foot loop.



The overmolded dual-density grip has an area for the index finger and a wide, supportive base to keep the hand from slipping. Ergonomic upper part maximizes power when pulling with two hands.



PROGRESS ADJUST-Y

Double adjustable progression lanyard

Find a description of the PROGRESS ADJUST-Y lanyard on page 90.



FOOTAPE

Adjustable webbing foot loop

The adjustable FOOTAPE foot loop is used with an ASCENSION or BASIC rope clamp for rope ascents. A height-adjustable elastic keeps the foot in the loop, regardless of shoe type.

FOOTCORD

Adjustable cord foot loop

The adjustable FOOTCORD foot loop is used with an ASCENSION or BASIC rope clamp for rope ascents. Its high-modulus polyethylene construction increases durability. A height-adjustable elastic keeps the foot in the loop, regardless of shoe type.

LOOPING

Four-step etrier

The LOOPING four-step etrier attaches to an ASCENSION rope clamp for rope ascents or directly onto an anchor for progression in overhangs.



CROLL® Ventral rope clamp

Designed for rope ascents, the CROLL ventral rope clamp is simple to use, with a pinch opening system, which is totally integrated in the clamp to avoid any involuntary snagging. The attachment holes allow efficient positioning during ascents. It is available in two versions to adapt to different rope diameters.



SECUR Shoulder straps for positioning the CROLL ventral rope clamp

SECUR shoulder straps position the CROLL ventral rope clamp and attach to AVAO SIT, FALCON, FALCON ASCENT, and SEQUOIA SRT harnesses.



ASCENTREE Double-handled rope clamp for tree care

Handled rope clamp designed for double rope ascents, the ASCENTREE has ergonomic handles allowing a comfortable and powerful grip when pulling. Catch/cam unit is totally integrated to prevent any involuntary snagging.



PANTIN
left-foot

PANTIN
right-foot

PANTIN® Foot ascender

The PANTIN foot-mounted rope clamp is used with the CROLL, ASCENSION, or ASCENTREE rope clamps to make rope ascents faster and less tiring. It is available in right- and left-foot versions.



Catch available as accessory to keep the rope in the device during rope ascents.




Installing the
KNEE ASCENT

KNEE ASCENT LOOP Knee ascender assembly with foot loop to facilitate ascents on a single rope, for tree care

The KNEE ASCENT LOOP assembly facilitates the arborist's ascent when using the ZIGZAG or ZIGZAG PLUS mechanical Prusik on a single rope. It contains an upper strap, a CROLL L rope clamp, a lower strap with foot loop, and an XS size TOOLBAG tool pouch. The system is fully adjustable and adapts to different body types. All components are available separately.

KNEE ASCENT CLIP Knee ascender assembly with boot connector, facilitating single rope ascents, for tree care

The KNEE ASCENT CLIP assembly facilitates the arborist's ascent when using the ZIGZAG or ZIGZAG PLUS mechanical Prusik on a single rope. It contains an upper strap, a CROLL L rope clamp, a lower strap with connector that attaches to the sewn webbing on the top of the arborist's boot, and an XS size TOOLBAG tool pouch. The system is fully adjustable and adapts to different body types. All components are available separately.



Rope Clamps

Versatile Rope Clamp



BASIC

Compact, versatile rope clamp

The BASIC rope clamp is very compact, making it easy to grip. The large lower hole allows lanyard and foot loop carabiners to be easily connected.

Back-Up Rope Clamp



TIBLOC

Back-up rope clamp

Extremely compact and lightweight, the TIBLOC is a back-up rope clamp for ascending ropes or setting up haul systems.

Cam-Loaded Rope Clamp




RESCUCENDER

Openable cam-loaded rope clamp

Simple to use and ergonomic, the RESCUCENDER is an openable cam-loaded rope clamp designed for use in haul systems as a tractor or progress capture device.



Openable guided cam allows easy installation or removal of the rope clamp at any point on the rope.



The safety catches are equipped with indicators that show when they are unlocked.

PULLEYS


Pulleys are used for raising equipment and for making haul systems in a rescue situation. Some of them can be combined with a rope clamp to facilitate maneuvers; others allow movement along rope or cable.



Canyon rescue exercise in the Gave River, Gavarnie, France. © 2021 Petzl Distribution - Vuedici.org - CNEAS/CRS Lannemezan

Two factors determine a pulley's efficiency:

- Sheave size: the larger the sheave diameter, the higher the efficiency
- Bushings and bearings:
 - Self-lubricating bushings are efficient, but they must be regularly maintained
 - Sealed ball bearings are very efficient, and they do not require any maintenance



High-Efficiency Pulleys With Swivel

High-performance pulleys equipped with a swivel, making them drop-resistant while installing the rope.



High-Efficiency Pulleys

Versatile, high-performance pulleys adapted for intensive use.



Pulley-Carabiners

Pulley-carabiners with excellent efficiency.



Progress-Capture Pulleys

Pulleys with an integrated progress capture system may be used to replace a traditional pulley/rope clamp setup in haul systems.



Prusik Pulleys

High-performance pulleys designed for use with a Prusik friction hitch to build a lightweight progress capture system. The shape of the side plates allows the knot to be released when it stops against the pulley.



Single Pulleys

Lightweight, versatile pulleys designed for situations that do not require a high level of efficiency (such as redirecting the rope).



Transport Pulleys

Pulleys designed for movement along a rope or cable.



Haul System

Ready-to-use kit, designed to easily pick off and lower (or simply pick off) a victim.



High-Efficiency Pulleys With Swivel



▶ SPIN L1 and SPIN L2 pulleys

SPIN L1

Very high efficiency single pulley with swivel

Possible to open, even when attached to the anchor, the SPIN L1 pulley is designed for maximum simplicity in setting up haul or load deviation systems and tensioned highlines. The large-diameter sheave mounted on sealed ball bearings gives it excellent efficiency. The swivel facilitates handling, allowing the pulley to be oriented under load and to directly connect carabiners, ropes, or slings.



SPIN L2

Very high efficiency double pulley with swivel

Possible to open, even when attached to the anchor, the SPIN L2 is a double pulley designed for maximum simplicity when setting up haul systems or tensioned highlines. The two parallel-mounted sheaves and auxiliary attachment point allow the pulley to be used to set up various types of complex haul systems. The large-diameter sheaves mounted on sealed ball bearings provide excellent efficiency. The swivel facilitates handling, allowing the pulley to be oriented under load and to directly connect carabiners, ropes, or slings.

▶ SPIN L1D pulley



SPIN L1D

Very high efficiency single pulley with one-way rotation and swivel

Possible to open, even when attached to the anchor, the SPIN L1D pulley is designed to be used in conjunction with a descender for maximum simplicity when setting up a deviation for a heavy load. The faceted sheave only rotates in one direction, providing excellent efficiency when hauling, and adding friction zones for the rope for additional braking when lowering. The swivel facilitates handling, allowing the pulley to be oriented under load and to directly connect carabiners, ropes, or slings.

▶ SPIN S1 and SPIN S1 OPEN pulleys

NEW
2022



SPIN S1

Very high-efficiency, compact single pulley with swivel

Possible to open, even when attached to the anchor, the SPIN S1 pulley is designed for maximum simplicity in setting up haul or load deviation systems and tensioned highlines. Compact, reducing weight and bulk, which is especially useful during technical rescue. The sheave mounted on sealed ball bearings provides excellent efficiency. The swivel facilitates handling, allowing the pulley to be oriented under load and to directly connect carabiners, ropes, or slings.

NEW
2022



SPIN S1 OPEN

Very high-efficiency, compact single pulley with gated swivel

Possible to open, even when attached to the anchor, the SPIN S1 OPEN pulley is designed for maximum simplicity in setting up haul or load deviation systems and tensioned highlines. Compact, reducing weight and bulk, which is especially useful during technical rescue. The sheave mounted on sealed ball bearings provides excellent efficiency. The swivel facilitates operations, allowing the pulley to be oriented under load. The opening gate on the swivel makes the pulley compatible with a wide variety of products, (tripod, REEVE pulley, PAW rigging plates, and more) reducing bulk during set up.

High-Efficiency Pulleys



PARTNER

Ultra-compact, high-efficiency pulley

The PARTNER is an ultra compact, extremely lightweight pulley. It is designed for daily tasks and on-site rescue.



RESCUE

High strength, very high efficiency pulley

The very high efficiency RESCUE pulley is designed for intensive use by rescue professionals.

Pulley-Carabiners



ROLLCLIP A

Pulley-carabiner that facilitates installation of the rope when pulley is connected to the anchor

ROLLCLIP A is a pulley-carabiner with the gate opening on the pulley end, to facilitate rope installation when the pulley is fixed to the anchor. It is available with an automatic TRIACT-LOCK locking system, or without a locking system. ROLLCLIP A may be used with a CAPTIV positioning bar to promote loading of the carabiner on the major axis, to limit the risk of rotation and to keep it integrated with the device.



ROLLCLIP Z

Pulley-carabiner that facilitates installation on anchors and devices

ROLLCLIP Z is a pulley-carabiner with the gate opening on the non-pulley end, to facilitate installation on anchors and devices. It is available in two locking systems: automatic TRIACT-LOCK system or manual SCREW-LOCK system.

Progress-Capture Pulleys



PRO TRAXION

Very efficient drop-resistant progress-capture pulley

The PRO TRAXION progress-capture pulley is designed to allow rope installation while the pulley is connected to the anchor. With its large-diameter sheave and great efficiency, it is particularly suitable for hauling heavy loads. The side plate locks when loaded and prevents opening of the pulley during use. The lower connection point can be used to create different types of haul systems.



MICRO TRAXION

High-efficiency, ultra-compact progress-capture pulley

MICRO TRAXION is an ultra-compact, extremely light progress-capture pulley that is exceptionally efficient. The cam can be locked in the open position so the device can be used as a simple pulley.



Pulleys

Prusik Pulleys



MINI

Highly efficient and lightweight Prusik pulley

The MINI compact pulley offers a lightweight solution for setting up progress-capture haul systems.



GEMINI

Highly efficient and lightweight double Prusik pulley

GEMINI is a compact double pulley for setting up progress-capture haul systems of high mechanical advantage.



MINDER

High strength, very high efficiency Prusik pulley

MINDER is a high-strength pulley designed for rescue professionals, for setting up progress-capture haul systems.



TWIN

High-strength, very high efficiency double Prusik pulley

TWIN is a high-strength double pulley designed for rescue professionals. It can be used to set up progress-capture haul systems of high mechanical advantage.

Single Pulleys



MOBILE

Versatile ultra-compact pulley

Compact and extremely lightweight, the MOBILE pulley is designed for a variety of uses.



FIXE

Versatile compact pulley

Versatile and compact, the FIXE pulley allows quick installation onto the rope.

Transport Pulleys



NEW
2022

REEVE

Carriage pulley for rescue on a tensioned highline

Combining two pulleys and a rigging plate, the REEVE carriage pulley is an integrated solution designed to simplify setting up rescue systems on tensioned highlines. The compact design limits the number of connectors and the height of the system. Two large-diameter sheaves mounted on sealed ball bearings provide excellent efficiency when moving. Multiple connection holes to directly attach ropes, slings, or carabiners, allowing for better organization.



Triple-action opening of the moving side plates is quick and easy, even with gloves.



Two red indicators provide a visual warning when the moving side plates are unlocked.



TANDEM® / TANDEM® SPEED

Double pulleys for tensioned highlines

TANDEM and TANDEM SPEED are designed for tensioned highlines on cables or ropes, and can accept up to three connectors to facilitate operations. TANDEM is used on a rope. TANDEM SPEED can also be used on a cable because of its wear-resistant sheaves mounted on sealed ball bearings.



KOOTENAY

Knot-passing pulley

KOOTENAY is a knot-passing pulley that allows passage of joining knots. The large-diameter sheave mounted on sealed ball bearings provides excellent efficiency.



ROLLCAB

Roller for movement along cable

ROLLCAB is a roller designed for movement and evacuation along mechanical lift cables.

Haul System



JAG SYSTEM

Haul kit

The JAG SYSTEM haul kit is designed for pick-offs, making a releasable anchor, or tensioning a system, with a 4:1 mechanical advantage and excellent efficiency (sheaves with sealed ball bearings).

The collapsed kit is highly compact, allowing it to be used even when the distance to the anchor is very short. The JAG SYSTEM haul kit is quick and easy to deploy: it is ready to use due to the flexible cover that helps prevent the risk of tangling. The haul end is color-coded for instant identification. It is available in three lengths: 1, 2, and 5 meters.



JAG TRAXION

High-efficiency double progress-capture pulley

The JAG TRAXION double progress-capture pulley is designed for use with the JAG pulley to make a 4:1 haul system. Sheaves with sealed ball bearings provide excellent efficiency.



JAG

High-efficiency double pulley

The JAG double pulley is designed for use with the JAG TRAXION double progress-capture pulley to make a 4:1 haul system. Sheaves with sealed ball bearings provide excellent efficiency.



NEW
2022



TWIN RELEASE
progress-capture pulley


TWIN RELEASE

Releasable double progress-capture pulley for haul systems

Releasable, the TWIN RELEASE progress-capture pulley is designed to set up 4:1 haul systems for work in confined spaces or for technical rescue. It's possible to release the cam using the ergonomic handle. When lowering heavy loads, the brake integrated into the moving side plate and the main faceted sheave with single-direction rotation offer additional braking and better control. The two sheaves provide excellent hauling efficiency. The swivel facilitates handling, allowing the pulley to be oriented under load and to directly connect carabiners, ropes, or slings.



Release of the cam and passage of the rope through the brake integrated into the main moving side plate, allows comfortable and precise control when lowering.



The cam can be locked in the open position to make it easier to feed slack.

			Certifications	Rope Diameter Compatibility	Sheave Diameter	Ball Bearings	Efficiency	Working Load Limit	Weight
High-Efficiency Pulleys With Swivel									
SPIN L1		P001BA00 P001BA01 (1)	CE EN 12278 NFPA 1983 Pulley General Use UIAA	7 to 13 mm	38 mm	●	95 %	4 x 2 = 8 kN	290 g
SPIN L2		P001CA00 P001CA01 (1)						8 kN (3)	480 g
SPIN L1D		P001AA00	CE (2) NFPA 1983 Pulley General Use	8 to 13 mm	40 mm	●	93 %	3 x 2 = 6 kN	425 g
NEW 2022 SPIN S1		P002AA00 P002AA01 (1)	CE EN 12278 NFPA 1983 Pulley Technical Use UIAA	7 to 11 mm	25 mm	●	91 %	2,5 x 2 = 5 kN	145 g
NEW 2022 SPIN S1 OPEN		P002BA00							160 g
High-Efficiency Pulleys									
PARTNER		P52A	CE EN 12278	7 to 11 mm	25 mm	●	91 %	2,5 kN x 2 = 5 kN	56 g
RESCUE		P50A P50AN (1)	CE EN 12278 NFPA 1983 General Use	7 to 13 mm	38 mm	●	95 %	4 kN x 2 = 8 kN	185 g
Pulley-Carabiners									
ROLLCLIP A		P74 TL	CE EN 362 EN 12275 EN 12278 EAC	7 to 13 mm	18 mm	●	85 %	2 kN x 2 = 4 kN	115 g
		P74	CE EN 12275 EN 12278 EAC						105 g
ROLLCLIP Z		P75 TL	CE EN 362 EN 12278 EAC	7 to 13 mm	18 mm	●	85 %	2 kN x 2 = 4 kN	110 g
		P75 SL							

ANCHORS

Anchors are the link between the safety system and the structure or terrain. To complement the standard anchor equipment, Petzl offers a lifeline device specific to horizontal progression and a complete set of accessories.



Tree care on hundred-year-old lime trees, Clax, France. © 2021 Petzl Distribution - Vuedici.org - Artkebia


Rock and Concrete Anchors

Elements that allow installation of temporary or permanent fixed anchors.




Rigging Equipment

Swivels provide a solution to help prevent twisting and tangling ropes, especially when hauling. Rigging plates allow the workstation to be organized and increase the number of anchoring options. Rings allow multiple anchors to be organized.

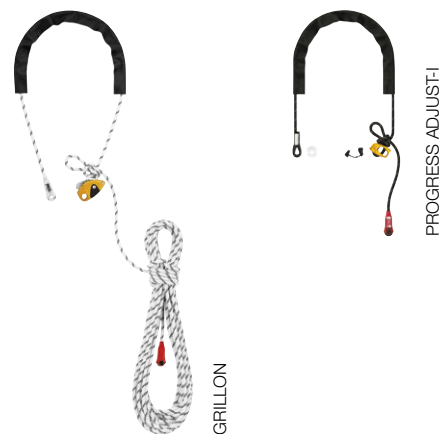


Anchor Slings and Straps

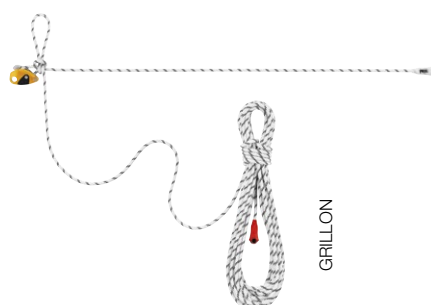
Slings and anchor straps designed for setting up temporary anchors.



Quick Adjustment Anchors

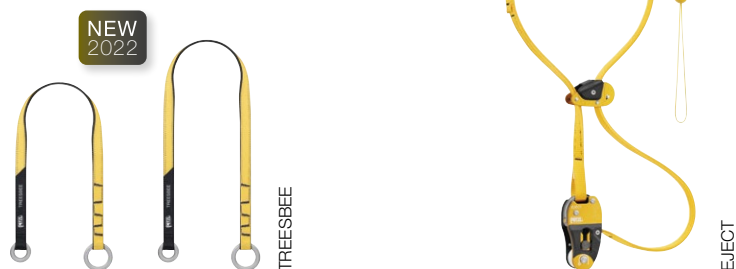


Temporary Horizontal Lifeline



Anchor Straps for Tree Care

Friction savers for tree care.





COEUR BOLT STEEL / STAINLESS / HCR

Anchors comprised of a COEUR hanger, a nut, and a bolt (pack of 20)

Different steels suited to various environments

Petzl anchors (hangers and bolts) use different types of steels to adapt the anchor to the environment in which it is used:

- Standard steel, designed for interior uses or non-permanent installations: **COEUR BOLT STEEL**
- 316L high quality stainless steel, designed for typical exterior uses: **COEUR BOLT STAINLESS**
- HCR 904 (High Corrosion Resistance) stainless steel, designed for ultra-corrosive environments: **COEUR BOLT HCR**

Hangers (COEUR STEEL, COEUR STAINLESS and COEUR HCR) and bolts (BOLT STEEL, BOLT STAINLESS, and BOLT HCR) are also available separately (pack of 20).

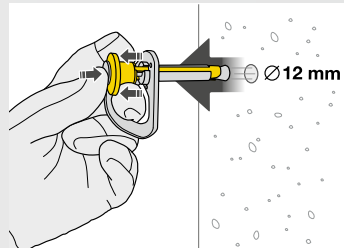


How to install and inspect COEUR PULSE anchors

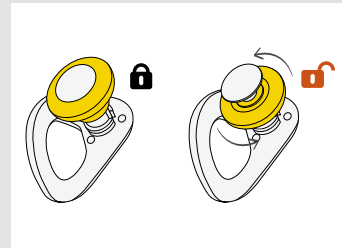
COEUR PULSE

Removable 12 mm anchor with locking function

The COEUR PULSE is a 12 mm removable stainless steel anchor that can be installed and removed very simply and rapidly, without tools. The locking function limits the risk of accidental removal.



Simple, rapid installation and removal, without tools.



Manual screw-lock function limits the risk of involuntary removal.



COLLINOX

Forged stainless steel glue-in bolt (pack of 10)



AMPOULE COLLINOX

Resin glue for COLLINOX (pack of 10)



BAT'INOX

Forged stainless steel glue-in bolt (pack of 10)



AMPOULE BAT'INOX

Resin glue for BAT'INOX (pack of 10)



MICRO SWIVEL

Compact gated swivel

The compact, gated MICRO SWIVEL is designed for attachment to a locking carabiner. It helps prevent twisting of lanyards and allows correct positioning of devices. Its design without bearings allows it to turn freely when not loaded and to stop moving when loaded in order to hold the devices in position.



SWIVEL OPEN

Gated swivel with sealed ball bearings

The SWIVEL OPEN gated swivel features a large opening and can be attached to a wide range of products (such as pulleys or lanyards). It reduces the bulk and weight of component systems and solves the twisting and tangling problems of ropes and lanyards. Sealed ball bearings offer excellent performance and reliability.



SWIVEL

Ball bearing swivel

Available in two sizes, the SWIVEL prevents the rope from twisting when the load is turning. Sealed ball bearings offer excellent performance and reliability.



PAW

Rigging plate

Available in three sizes, the PAW rigging plate can be used to organize a workstation and set up multi-anchor systems. The hole design allows ropes or slings to be threaded for direct connection. Made of forged aluminum, it offers an excellent strength-to-weight ratio.



RING

Connection ring

The RING connection ring can be used to create multiple anchors or be installed directly onto the SEQUOIA and SEQUOIA SRT harnesses' attachment bridges to improve the arborist's lateral mobility.



RING OPEN

Multidirectional gated ring

See page 106 for details on the RING OPEN multidirectional gated ring.




Anchor Slings and Straps



ANNEAU

Sewn sling

ANNEAU is an open loop sling available in four lengths, color-coded for easy identification of length.



ST'ANNEAU

Lightweight sewn sling

ST'ANNEAU is a lightweight alternative to classic slings, available in three lengths, with color coding for easy identification of length.



PUR'ANNEAU

Ultra-light sewn sling

PUR'ANNEAU is a very lightweight sling with exceptional durability, thanks to its high-modulus polyethylene construction. It is particularly supple, for easy handling. Available in three lengths, color-coded for easy identification of length.



CONNEXION FIXE

Anchor strap

CONNEXION FIXE is a durable anchor strap with two forged steel attachment points. It offers several configurations for setting up an anchor: directly to an anchor point or around a suitable structure. It is available in three lengths (100, 150, and 200 cm).



CONNEXION VARIO

Adjustable anchor strap

CONNEXION VARIO is a durable and adjustable anchor strap equipped with two forged steel attachment points. It offers several configurations for setting up an anchor: directly to an anchor point or around a suitable structure. The strap length can be adjusted using the adjustment buckle. A system keeps the remaining webbing stowed. It is available in two versions (30 to 200 cm and 200 to 400 cm).



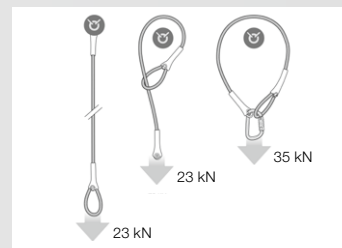
WIRE STROP

Anchor strap

WIRE STROP is an anchor strap made of 6.5 mm diameter galvanized steel with two terminations of different sizes. It offers several configurations for setting up an anchor: directly to an anchor point or around a suitable structure. The plastic sheath helps hold the connector in position and facilitates clipping. It is available in five lengths (50, 100, 150, 200, and 300 cm).



Anchor strap with two terminations of different sizes. The plastic sheath helps hold the connector in position and facilitates clipping.



It offers several configurations for setting up an anchor: directly to an anchor point or around a suitable structure.

Quick Adjustment Anchors



GRILLON Anchor Quick-adjustment anchor

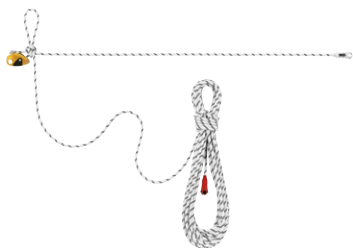
The adjustable GRILLON anchor can be used to quickly set a fixed anchor point. The length of rope required to set it is easily adjusted with the integrated self-locking device. The removable protective sheath allows smoother rope glide while protecting the rope from abrasive surfaces. It is available in four lengths.



PROGRESS ADJUST-I Anchor Lightweight quick-adjust anchor

Lightweight and compact, the PROGRESS ADJUST-I adjustable anchor can be used to quickly set up a fixed anchor point. The rope length required to set it up is easily adjusted with the ADJUST rope adjuster. The removable protective sheath protects the rope while enhancing rope glide. It is available in three lengths (2, 3 and 5 m).

Temporary Horizontal Lifeline



GRILLON Lifeline Temporary horizontal lifeline

GRILLON allows a horizontal lifeline to be installed quickly when there is a large work area to cover. The integrated self-blocking device allows easy adjustment of length, depending on the distance between two anchor points. It is available in four lengths to adapt to a variety of different situations.



Anchor Straps for Tree Care

NEW
2022



TREESBEE

Friction saver for tree care, designed for ropes with spliced terminations

The TREESBEE anchor strap is used to improve rope glide at the anchor while protecting the tree from abrasion. It is designed for ropes with spliced terminations (the splice goes through the small ring). The galvanized steel rings provide great durability.

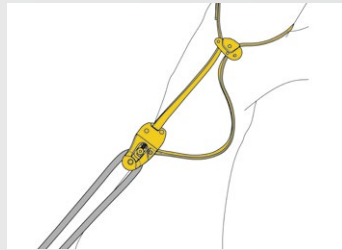


EJECT adjustable friction saver

EJECT

Adjustable friction saver for tree care that is easily retrievable from the ground and has an integrated pulley

Designed for tree care, the EJECT friction saver allows the work rope to be set up without damaging the tree, even in narrow forks. It offers multiple setup configurations on one or two branches and has an adjuster that allows precise length adjustment of the friction saver. Rope ascents and movement in the tree are optimized with the high-efficiency pulley, which facilitates rope glide at the anchor. The included retrieval ball makes the system easily retrievable from the ground.



The system enables multiple setup configurations on the branch: wrap-around or choked. It has an adjuster that allows precise length adjustment of the friction saver.



Rope installation is possible only if the friction saver is correctly set up and the gated attachment point is locked.



Strap for EJECT

Strap for EJECT adjustable friction saver

This strap is specially designed for the EJECT adjustable friction saver. It can be used to replace the original strap, or for linking two straps to lengthen the friction saver and enable work on larger-diameter trees. It is available in two lengths: 150 and 250 cm.

Retrieval ball for EJECT

Retrieval ball for EJECT adjustable friction saver

With a diameter of 21 mm, this retrieval ball is specially designed for the EJECT adjustable friction saver. It enables quick and easy system retrieval from the ground.

		Certifications	Diameter	Shear Strength in 50 MPa Concrete	Pull-Out Strength in 50 MPa Concrete	Weight
Rock and Concrete Anchors						
COEUR BOLT STEEL	P36BA 10	-	10 mm	23 kN	15 kN	110 g
	P36BA 12	EN 959	12 mm	25 kN	18 kN	135 g
COEUR BOLT STAINLESS	P36BS 10	EN 959	10 mm	25 kN	15 kN	110 g
	P36BS 12		12 mm		18 kN	135 g
COEUR BOLT HCR	P36BH 12	EN 959	12 mm	25 kN	18 kN	145 g
COEUR STEEL	P36AA 10	EN 795 A	10 mm	-	-	65 g
	P36AA 12	EN 795 A - EN 959	12 mm			60 g
COEUR STAINLESS	P36AS 10	EN 795 A - EN 959	10 mm	-	-	65 g
	P36AS 12		12 mm			60 g
COEUR HCR	P36AH 12	EN 795 A - EN 959	12 mm	-	-	60 g
COEUR PULSE	P37S 12	CE EN 795 B	12 mm	25 kN	20 kN	140 g
COLLINOX	G100AA00	EN 959	10 mm	25 kN	15 kN	95 g
AMPOULE COLLINOX	G101AA00	-	-	-	-	14 g
BAT'INOX	G102AA00	EN 959	14 mm	25 kN	15 kN	250 g
AMPOULE BAT'INOX	G103AA00	-	-	-	-	20 g

		Certifications	Breaking Strength	Weight
--	--	----------------	-------------------	--------

Rigging Equipment				
MICRO SWIVEL	P58 XSO	CE - EAC	23 kN	75 g
SWIVEL OPEN	P58 SO	CE - EAC - NFPA 1983 Technical Use	23 kN	130 g
SWIVEL	S P58 S	CE - EAC - NFPA 1983 Technical Use	23 kN	95 g
	L P58 L	CE - EAC - NFPA 1983 General Use	36 kN	150 g
PAW	S G063AA00 / G063AA00 (1)	CE NFPA 1983 General Use	36 kN	60 g
	M G063BA00 / G063BA01 (1)		45 kN	180 g
	L G063CA00 / G063CA01 (1)		50 kN	350 g
RING	S C04620	CE	23 kN	40 g
	L C04630			70 g

		Certifications	Length	Breaking Strength	Weight
--	--	----------------	--------	-------------------	--------

Anchor Slings and Straps					
ANNEAU	C40A 60, C40 60N (1)	CE EN 566 CE EN 795 B EAC	60 cm	22 kN	60 g
	C40A 80, C40 80N (1)		80 cm		80 g
	C40A 120, C40120 N (1)		120 cm		100 g
	C40A 150		150 cm		135 g
ST'ANNEAU	C07 24	CE EN 795 B	24 cm	22 kN	10 g
	C07 60		60 cm		20 g
	C07 120		120 cm		40 g
PUR'ANNEAU	G006AA00	CE EN 795 B	60 cm	22 kN	18 g
	G006AA01		120 cm		32 g
	G006AA02		180 cm		48 g
CONNEXION FIXE	G010AA00	CE EN 795 B NFPA 1983 General Use ANSI Z359.18 CSA Z259.15-17	100 cm	25 kN	355 g
	G010AA01		150 cm		415 g
	G010AA02		200 cm		475 g
CONNEXION VARIO	G011AA00	CE EN 795 B CE EN 354 TS 16415 (2) NFPA 1983 Technical Use ANSI Z359.18	30 - 200 cm	25 kN	810 g
	G011AA01		200 - 400 cm		950 g
WIRE STROP	G200AA00	CE EN 795 B CE EN 354 TS 16415 (2) NFPA 1983 Technical Use ANSI Z359.18	50 cm	23 kN	220 g
	G200AA01		100 cm		320 g
	G200AA02		150 cm		420 g
	G200AA03		200 cm		520 g
	G200AA04		300 cm		720 g

Quick-Adjust Anchors and Temporary Horizontal Lifeline					
---	--	--	--	--	--

GRILLON Anchor	L052AA00	CE EN 795 B & C EAC	2 m	-	480 g
	L052AA01		3 m	-	560 g
	L052AA02		4 m	-	640 g
	L052AA03		5 m	-	720 g
GRILLON Lifeline	L052AA04	CE EN 795 B & C EAC	10 m	-	1075 g
	L052AA05		15 m	-	1475 g
	L052AA06		20 m	-	1875 g
	PROGRESS ADJUST-I Anchor		L044BA01	CE EN 795 EAC	2 m
L044BA02		3 m	-		370 g
L044BA03		5 m	-		510 g


Anchor Straps for Tree Care					
------------------------------------	--	--	--	--	--

TREESBEE <small>NEW 2022</small>	G040AA00	CE EN 795 B TS 16415 - EAC	90 cm	23 kN	420 g
	G040AA01		110 cm		440 g
EJECT	G001AA00	CE EN 795 B - CE EN 12278 EAC - TS 16415	150 cm	25 kN	490 g
Strap for EJECT	G002AA00	-	150 cm	-	140 g
	G002AA01	-	250 cm	-	225 g
Retrieval ball for EJECT	G003AA00	-	-	-	8 g

(1) Black,
(2) two-person usage

ROPES

The line of Petzl ropes is designed for professionals in the vertical world. They offer effective solutions for the requirements of various activities: rope access, technical rescue, industry.



Glass panel maintenance at the Złota 44 tower, Warsaw, Poland. © 2020 Petzl Distribution - Vuedici.org - TopShell - Złota 44

Low Stretch Kernmantle Ropes

A specific construction for each use and a choice of lengths and colors according to user needs.



• EverFlex technology: provides flexibility and handling over time

This technology provides great flexibility over time and under many different conditions (such as water, dust, and mud). The flexibility allows it to maintain consistent handling over the long run and perform optimally with devices.

• Multiple certifications

Petzl low stretch kernmantle ropes are certified to the following standards:

- European: CE EN 1891 type A
- American: NFPA 1983 (except FLOW 11.6 mm and CONTROL 12.5 mm, which allow working in compliance with the ANSI Z133 standard)
- Russian: EAC

• Available in several lengths and colors

Petzl low stretch kernmantle ropes come in several standard lengths, according to user needs and activities.



For work at height, rope access work and rescue

They are also available in six colors for easy differentiation of kits, work ropes, safety ropes, and collective access ropes.



For tree care

They are available in two colors, to differentiate working ropes from access ropes.

• Petzl Custom for ropes



Petzl Custom allows you to choose:

- Rope color
- Rope length
- Type of termination (sewn or not, only on low stretch kernmantle ropes)

• For work at height

Standard diameter low stretch kernmantle rope provides a good grip and compatibility with most devices.

• For rope access

Low stretch kernmantle rope with small diameter provides very good performance in terms of flexibility and weight.

• For rescue

Low stretch kernmantle rope with a large diameter provides great strength and excellent handling when working with heavy loads.

• For tree care

Low stretch kernmantle rope with splice provides optimal performance when used with the ZIGZAG and ZIGZAG PLUS mechanical Prusiks.

Ø 11,6 mm

Ø 12,5 mm



AXIS 11 mm

Low stretch kernmantle rope with good handling for work at height

The AXIS 11 mm low stretch kernmantle rope is designed for work at height. The standard diameter provides a good grip for easier handling. EverFlex technology provides great flexibility and consistent performance over time. Rope available in six colors and four lengths.



PARALLEL 10.5 mm

Low stretch kernmantle rope, flexible and lightweight for rope access

The PARALLEL 10.5 mm low stretch kernmantle rope is designed for rope access. The small diameter provides very good performance in terms of flexibility and weight. It has low elongation when under tension, increasing efficiency at the start of a rope ascent. EverFlex technology provides great flexibility and consistent performance over time. Rope available in six colors and four lengths.



VECTOR 12.5 mm

Low stretch kernmantle, high-strength rope with excellent handling, for rescue

The VECTOR 12.5 mm low stretch kernmantle rope is designed for rescue. The very large diameter provides great strength and excellent grip when handling heavy loads. EverFlex construction provides great flexibility and consistent performance over time. Rope available in six colors and four lengths.



FLOW 11.6 mm

Flexible and lightweight low stretch kernmantle rope, for tree care

The FLOW 11.6 mm low stretch kernmantle rope is designed for tree care. The small diameter provides very good performance in terms of flexibility and weight. It has low stretch when loaded, increasing efficiency when moving through the tree. EverFlex technology provides great flexibility and handling over time. It comes with a splice at one end for optimal rope glide through devices like a friction saver or pulley, and through tree branches. The small size of the splice allows it to pass through the friction chain of the ZIGZAG and ZIGZAG PLUS mechanical Prusiks. Rope available in two colors and three lengths.



CONTROL 12.5 mm

Low stretch kernmantle, high-strength rope with excellent handling, for tree care

The CONTROL 12.5 mm low stretch kernmantle rope is designed for tree care. The large diameter provides high strength and excellent grip. EverFlex technology provides great flexibility and handling over time. It comes with a splice at one end for optimal rope glide through devices like a friction saver or pulley, and through tree branches. The small size of the splice allows it to pass through the friction chain of the ZIGZAG and ZIGZAG PLUS mechanical Prusiks. Rope available in two colors and three lengths.



Install a CONTROL rope in a ZIGZAG mechanical Prusik



Ropes

Static Ropes



RAY 11 mm

Static kernmantle rope with good grip for work at height and technical rescue

The RAY 11 mm static rope is designed for work at height and technical rescue involving long descents when intermediate anchors are not possible. It has low elongation under load for optimal precision during progression and positioning. The standard diameter provides a good grip for easier handling. EverFlex technology provides great flexibility and consistent performance over time. Rope available in four colors and four lengths.

Dynamic Rope



MAMBO® 10.1 mm

Dynamic rope for progression using climbing techniques

The 10.1 mm diameter MAMBO dynamic rope is designed for work at height professionals who use climbing techniques for progression. The thick sheath improves abrasion resistance.

Technical Cord



SEGMENT 8 mm

Technical cord

The SEGMENT 8 mm technical accessory cord is used when setting up Prusik hitches, anchors, or haul systems. EverFlex construction provides great flexibility and consistent performance over time. Cord available in three lengths.

Accessory Cord



Cords

Accessory cords

These rugged and durable cords are for guiding a victim during rescue or for hauling equipment. Available in four diameters, in a 120-meter roll.


Rope Accessories



Rope End Identification Kit

The rope end identification kit can be used to replace old labels or to identify individual ropes for professional uses. It contains twenty pre-printed labels and twenty heat-shrink sheaths compatible with 10.5 to 13 mm ropes.

NEW
2022



Identification Label for Petzl Ropes

Identification label for marking Petzl professional ropes (pack of 20)

The identification label can be used to replace old labels or establish a tracking system in order to more easily identify individual Petzl AXIS 11 mm, PARALLEL 10.5 mm, and RAY 11 mm ropes. They can quickly be installed on the end of the rope without using a tool. Rigid, allowing for clear readability and longer-lasting markings.

References

Rope End Identification Kit	R002AA00
Identification Label for Petzl Ropes	R004BA00 (AXIS 11mm) / R004AA00 (PARALLEL 10.5 mm) / R004CA00 (RAY 11 mm)

Rope Protectors



PROTEC

Flexible protection for a fixed rope

The PROTEC flexible protector is designed to protect a fixed rope from abrasion when working at height or during rescue. Easy to install and durable, it's made for regular to intensive use. Versatile, PROTEC fits most rope diameters used by professionals, as well as anchor straps.

PROTEC PLUS

High-strength flexible protection for a fixed rope

With the help of its aramid construction, the PROTEC PLUS flexible protector is designed to protect a fixed rope from particularly abrasive surfaces or heat when working at height or during rescue. Easy to install and versatile, PROTEC PLUS fits most rope diameters used by professionals, as well as anchor straps.



ROLLER COASTER



Reversible rope protector on bearings for a moving rope






The ROLLER COASTER protector is designed to help protect a moving rope from abrasion. Reversible, with different frame shapes on either side that allow it to adapt to flat or angled surfaces. Multiple connection holes allow the use of different attachment methods. It's possible to connect multiple modules to better adapt to different types of terrain.

	Colors	Lengths	European Certification	US Certification	Russian Certification	Weight per Meter
Low Stretch Kernmantle Ropes						
R074AA03	White	50 m	CE EN 1891 type A	NFPA 1983 Technical Use	EAC	82 g
R074AA04	Yellow					
R074AA05	Black					
R074AA38	Blue					
R074AA39	Red					
R074AA40	Orange	100 m				
R074AA09	White					
R074AA10	Yellow					
R074AA11	Black					
R074AA12	Blue					
R074AA13	Red	200 m				
R074AA14	Orange					
R074AA21	White					
R074AA22	Yellow					
R074AA23	Black					
R074AA24	Blue	500 m				
R074AA25	Red					
R074AA26	Orange					
R074AA28	White					
R074AA00	White					
R074AA01	Yellow					
R074AA02	Black					
R074AA35	Blue					
R074AA36	Red					
R074AA37	Orange	200 ft				
R074AA06	White					
R074AA07	Yellow					
R074AA08	Black					
R074AA41	Blue					
R074AA42	Red	600 ft				
R074AA43	Orange					
R074AA15	White					
R074AA16	Yellow					
R074AA17	Black					
R074AA18	Blue	1200 ft				
R074AA19	Red					
R074AA20	Orange					
R074AA27	White					

AXIS
11 mm




	Colors	Lengths	European Certification	US Certification	Russian Certification	Weight per Meter	
Low Stretch Kernmantle Ropes							
PARALLEL 10.5 mm 	R077AA03	White	50 m	CE EN 1891 type A	NFPA 1983 Technical Use	EAC	75 g
	R077AA04	Yellow					
	R077AA05	Black					
	R077AA35	Blue					
	R077AA36	Red					
	R077AA37	Orange					
	R077AA09	White					
	R077AA10	Yellow					
	R077AA11	Black					
	R077AA12	Blue					
	R077AA13	Red					
	R077AA14	Orange					
	R077AA21	White					
	R077AA22	Yellow					
R077AA23	Black						
R077AA24	Blue						
R077AA25	Red						
R077AA26	Orange						
R077AA28	White	500 m					
VECTOR 12.5 mm 	R078AA03	White	50 m	CE EN 1891 type A	NFPA 1983 General Use	EAC	111 g
	R078AA04	Yellow					
	R078AA05	Black					
	R078AA38	Blue					
	R078AA39	Red					
	R078AA40	Orange					
	R078AA09	White					
	R078AA10	Yellow					
	R078AA11	Black					
	R078AA12	Blue					
	R078AA13	Red					
	R078AA14	Orange					
	R078AA21	White					
	R078AA22	Yellow					
	R078AA23	Black					
	R078AA24	Blue					
	R078AA25	Red					
	R078AA26	Orange					
	R078AA28	White	500 m				
	R078AA00	White					
	R078AA01	Yellow					
	R078AA02	Black					
	R078AA35	Blue					
	R078AA36	Red					
	R078AA37	Orange					
	R078AA06	White					
	R078AA07	Yellow					
R078AA08	Black						
R078AA41	Blue						
R078AA42	Red						
R078AA43	Orange						
R078AA15	White						
R078AA16	Yellow						
R078AA17	Black						
R078AA18	Blue						
R078AA19	Red						
R078AA20	Orange						
R078AA27	White	1200 ft					

		Colors	Lengths	European Certification	US Certification	Russian Certification	Weight per Meter	
Low Stretch Kernmantle Ropes								
FLOW 11.6 mm 	R079AA00	Green	35 m	CE EN 1891 type A	ANSI Z133	-	102 g	
	R079AA01	Orange						
	R079AA02	Green	45 m					
	R079AA03	Orange						
	R079AA04	Green	60 m					
R079AA05	Orange							
CONTROL 12.5 mm 	R080AA00	Green	35 m	CE EN 1891 type A	ANSI Z133	-	115 g	
	R080AA01	Orange						
	R080AA02	Green	45 m					
	R080AA03	Orange						
	R080AA04	Green	60 m					
R080AA05	Orange							
Static Ropes								
RAY 11 mm 	R100AA00	White	150 ft	-	ANSI Z359.15 NFPA 1983 Technical Use CI 1801	-	98 g	
	R100AA01	Black						
	R100AA02	Yellow						
	R100AA03	Blue						
	R100AA04	White	200 ft					
	R100AA05	Black						
	R100AA06	Yellow						
	R100AA07	Blue						
	R100AA08	White	600 ft					
	R100AA09	Black						
	R100AA10	Yellow						
	R100AA11	Blue						
R100AA12	White	1200 ft						
Dynamic Rope								
MAMBO 10.1 mm 	R32AC 050	Turquoise	50 m	CE EN 892 UIAA	-	-	65 g	
	R32AD 050	Green						
	R32AC 060	Turquoise	60 m					
	R32AD 060	Green						
	R32AC 070	Turquoise	70 m					
	R32AD 070	Green						
Technical Cord								
SEGMENT 8 mm 	R076AA00	White	50 m	CE EN 564	NFPA 1983 Escape Use	-	43 g	
	R076AA03		100 m					
	R076AA06		200 m					
Accessory Cord								
Cords	4 mm	R044AA00	Orange	120 m	CE EN 564	-	-	10 g
	5 mm	R045AA00	Red					15 g
	6 mm	R046AA00	Green					24 g
	7 mm	R047AA00	Blue					31 g
Rope Protectors								
PROTEC <small>NEW2022</small>	R003AA00	-	-	-	-	-	130 g	
PROTEC PLUS <small>NEW2022</small>	R003BA00	-	-	-	-	-	135 g	
ROLLER COASTER <small>NEW2022</small>	R005AA00	-	-	-	-	-	470 g	



PACKS AND ACCESSORIES

To work comfortably, you need the right tools: packs, gloves, and accessories. Petzl offers an entire line of innovative accessories, the result of numerous years of experience in the field.



Gearing up for a day of work at height, Warsaw, Poland. © 2020 Petzl Distribution - Vuedici.org - TopSheif

Transport Bags

Robust and comfortable, these large-capacity bags are designed for organizing and transporting equipment to the worksite.



Packs

Comfortable and rugged, these packs are designed for organizing and carrying equipment in a vertical environment.



Freestanding Bags

Placed on the ground, these bags keep their shape even when empty, for easy access to the inside of the bag.



Tree Care Accessories

Specific products that help with placing an access rope in a tree.



Gloves

Protective gloves.



Accessories

Knife and crampons to facilitate work and movement.



Transport Bags



DUFFEL 65

NEW
2022



DUFFEL 65

Medium-capacity transport bag

Designed to be carried in multiple ways, DUFFEL 65 is a convenient, ergonomic bag with a volume of 65 liters. The back and shoulder straps are padded for comfort when used as a backpack. It is versatile and can be carried in multiple ways, thanks to its removable shoulder straps. The large opening allows easy access to equipment, including two pockets in the inner flap and a large side pocket for a helmet or shoes. A large transparent area allows rapid identification of the bag. It is constructed of high-strength TPU tarp material for intensive use.



DUFFEL 85

NEW
2022



DUFFEL 85

Large-capacity transport bag

Designed to be carried in multiple ways, DUFFEL 85 is a convenient, ergonomic bag with a volume of 85 liters. The back and shoulder straps are padded for comfort when used as a backpack. It is versatile and can be carried in multiple ways, thanks to its removable shoulder straps. The large opening allows easy access to equipment, including two pockets in the inner flap and a large side pocket for a helmet or shoes. A large transparent area allows rapid identification of the bag. It is constructed of high-strength TPU tarp material for intensive use.



Large D-shaped opening for easy equipment organization.



Padded, adjustable back and shoulder straps for comfortable carrying.

Packs



PERSONNEL 15L

Durable small-capacity pack

The PERSONNEL is a durable and lightweight 15 liter backpack. It is made of PVC-free material, and its welded construction provides great strength. It is made for use under difficult conditions, and also has an ID card pocket.



PORTAGE 30L

Durable medium-capacity pack

The PORTAGE is a durable and comfortable 30 liter backpack. It is made of PVC-free material, and its welded construction provides great strength. With its padded shoulder straps, it is comfortable during long carries. It is made for use under difficult conditions, and also has an ID card pocket.



TRANSPORT 45L

Durable large-capacity pack

The TRANSPORT is an especially comfortable and durable 45 liter backpack. It is made of PVC-free material, and its welded construction provides great strength. It is ideal for long-distance carries with its padded back panel, waistbelt and shoulder straps. It is made for use under difficult conditions, and also has an ID card pocket.

Freestanding Bags



NEW
2022



BUCKET 15

Small-capacity freestanding bag

Simple and durable, the BUCKET 15 rope bag allows you to store up to 45 meters of 11 mm diameter rope. It remains upright and keeps its shape, even when empty, for easy access to the inside of the bag. It has an exterior pocket to store personal items and a marking area to quickly identify the contents of the bag. Its construction using TPU tarp material allows regular to intensive use. Available in three colors: yellow, red, and black.

NEW
2022



BUCKET 30

Medium-capacity freestanding bag

Simple and durable, the BUCKET 30 rope bag allows you to store up to 110 meters of 11 mm diameter rope. It remains upright and keeps its shape, even when empty, for easy access to the inside of the bag. It has padded shoulder straps for comfort, an exterior pocket to store personal items, and a marking area for quick identification of the contents of the bag. Its construction using TPU tarp material allows regular to intensive use. Available in three colors: yellow, red, and black.

NEW
2022



BUCKET 45

Large-capacity freestanding bag

Simple and durable, the BUCKET 45 rope bag allows you to store up to 185 meters of 11 mm diameter rope. It remains upright and keeps its shape, even when empty, for easy access to the inside of the bag. It has padded shoulder straps for comfort, an exterior pocket to store personal items, and a marking area for quick identification of the contents of the bag. Its construction using TPU tarp material allows regular to intensive use. Available in three colors: yellow, red, and black.



BUCKET bags can store up to 45 meters (BUCKET 15), 110 meters (BUCKET 30) or 185 meters (BUCKET 45) of 11 mm diameter rope.



A roll top closure provides optimal protection against moisture.

NEW
2022



TARP PRO

Large rope tarp

TARP PRO is a large rope tarp. It provides a 100 x 100 cm area to protect the rope from dust and dirt and can be quickly and easily stored in the BUCKET 30 or BUCKET 45 rope bags.

Packs and Accessories

Tree Care Accessories



JET Throw-bag

Double-layer construction gives the JET throw-bag excellent longevity. Streamlined shape facilitates passage through tree branches. It is available in three versions: 250, 300, and 350 g.



AIRLINE Throw-line

The AIRLINE throw-line offers an excellent compromise between flexibility and rigidity, for an accurate throw without the formation of knots as it comes out of the bag. The excellent sheath-core bond maintains a round cross-section, providing good rope glide through the tree. It is available in two lengths: 60 and 300 meters.



ECLIPSE Storage for throw-line

ECLIPSE provides easy storage for AIRLINE throw-lines and JET throw-bags. The double bottom allows two throw-lines to be stored separately. Once folded into the small bag, it all fits perfectly into the BUCKET pack.

Gloves



CORDEX Lightweight belay/rappel gloves

These lightweight belay/rappel gloves combine the durability of a work glove with the precise fit and dexterity of a thinner glove. Double-layered leather protects the palm and other high-wear areas. The back is made of abrasion-resistant, breathable stretch nylon, providing comfort and fit. The low profile neoprene cuff with Velcro closure features a reinforced carabiner hole for attaching the gloves to your harness.



CORDEX PLUS Belay/rappel gloves

These medium weight belay/rappel gloves offer extra protection without sacrificing dexterity. Double-layer leather and padding protect the palm from heat generated during long rappels or lowers. Fingertips and other high-wear areas are reinforced for increased durability. The back is made of leather with abrasion-resistant stretch nylon at key flex areas. The low profile neoprene cuff with Velcro closure features a reinforced carabiner hole for attaching the gloves to your harness.

Accessories



SPATHA Knife with carabiner hole

The SPATHA knife is designed to accompany the worker at height during all daily tasks. The profile of the blade allows easy cutting of ropes and cords. It has a carabiner hole for easily attaching the knife to the harness. It is easy to manipulate with its textured wheel, even when wearing gloves, and can be locked in the open position.



CRAB 6 6-point crampons

Six-point crampons, adaptable to all shoe sizes, used for moving over talus and snow- and ice-covered slopes.

		Capacity	Weight				
Transport Bags							
DUFFEL 65		S045AA00 (yellow)	65 l	1350 g			
		S045AA02 NEW2022 (black)					
DUFFEL 85		S045AA01 (yellow)	85 l	1550 g			
		S045AA03 NEW2022 (black)					
Packs							
PERSONNEL 15L		S44Y 015	15 l	450 g			
PORTAGE 30L		S43Y 030	30 l	850 g			
TRANSPORT 45L		S42Y 045	45 l	1250 g			
Freestanding Bags							
NEW2022 BUCKET 15		S001AA00 (yellow)	15 l	465 g			
		S001BA00 (red)					
		S001CA00 (black)					
NEW2022 BUCKET 30		S001AA01 (yellow)	30 l	735 g			
		S001BA01 (red)					
		S001CA01 (black)					
NEW2022 BUCKET 45		S001AA02 (yellow)	45 l	890 g			
		S001BA02 (red)					
		S001CA02 (black)					
TARP PRO NEW2022		S001DA00	-	210 g			
Tree Care Accessories							
JET		S02Y 250	-	250 g			
		S02Y 300	-	300g			
		S02Y 350	-	350 g			
AIRLINE		R02Y 060	-	2,1 g/m			
		R02Y 300	-	2,1 g/m			
ECLIPSE		S03Y	-	500 g			
		Size	Hand Circumference	Color	Certifications		
Gloves							
CORDEX		K52 SN	S	8	20 cm	Black	CE EN 420 CE EN 388 (3133) EAC
		K52 MN	M	8,5	21,5 cm		
		K52 LN	L	9	23 cm		
		K52 XLN	XL	9,5	24,5 cm		
		K52 XST	XS	7,5	19 cm	Beige	
		K52 ST	S	8	20 cm		
CORDEX PLUS		K53 SN	S	8	20 cm	Black	
		K53 MN	M	8,5	21,5 cm		
		K53 LN	L	9	23 cm		
		K53 XLN	XL	9,5	24,5 cm		
		K53 XST	XS	7,5	19 cm	Beige	
		K53 ST	S	8	20 cm		
		K53 MT	M	8,5	21,5 cm		
		K53 LT	L	9	23 cm		
		K53 XLT	XL	9,5	24,5 cm		
Accessories							
SPATHA		S92AN					
CRAB 6		64160					

KITS

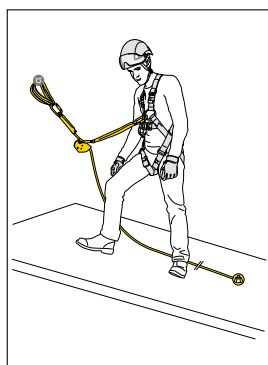
Helping users to easily get equipped or to update their equipment, Petzl proposes kits for installing a temporary vertical lifeline, protecting falls, work positioning, or evacuating a victim.



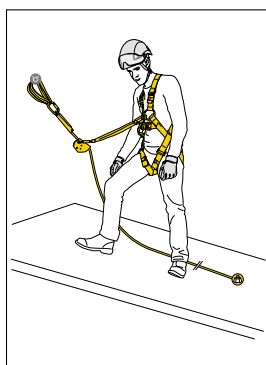
Maintenance and inspection on a telecom mast, Warsaw, Poland. © 2021 Petzl Distribution - Vuedici.org - TopSheif

Temporary Vertical Lifelines and Fall-Arrest Kits


Temporary vertical lifelines and ready-to-use kits designed for belaying and fall protection.




ASAP VERTICAL LIFELINE



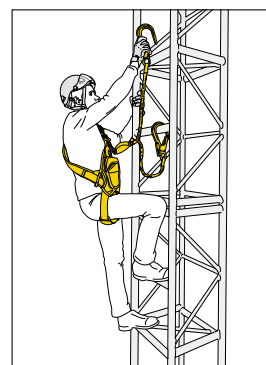
ASAP FALL-ARREST KIT



ASAP LOCK VERTICAL LIFELINE



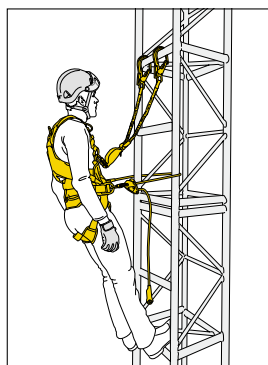
ASAP LOCK FALL-ARREST KIT



ABSORBICA-Y FALL-ARREST KIT

Fall-Arrest and Work-Positioning Kits

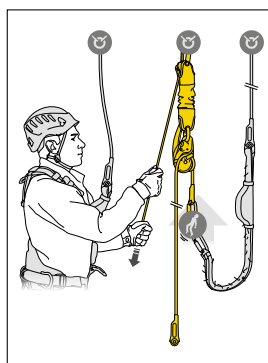
Ready-to-use kit designed to protect against falls and for positioning at a workstation.



FALL-ARREST AND WORK-POSITIONING KIT

Rescue Kit

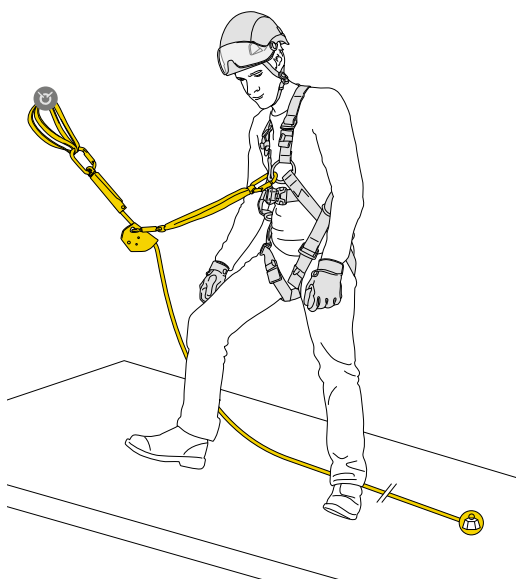
Ready-to-use kit, designed to pick off and lower a victim.



JAG RESCUE KIT



Temporary Vertical Lifelines and Fall-Arrest Kits



ASAP® VERTICAL LIFELINE

Vertical lifeline for protection against falls with ASAP mobile fall arrester

ASAP VERTICAL LIFELINE is a temporary vertical lifeline designed for belaying and to protect against falls from height. It contains an ASAP mobile fall arrester, an ASAP'SORBER energy absorber, three OK TRIACT-LOCK carabiners, an ANNEAU open loop sling, an ASAP'AXIS 11 mm rope with sewn termination and integrated energy dissipater, a weight, and a BUCKET bag. It is available in two lengths.



ASAP
- page 97 -



ASAP'SORBER
- page 98 -



OK TRIACT-LOCK
- page 103 -



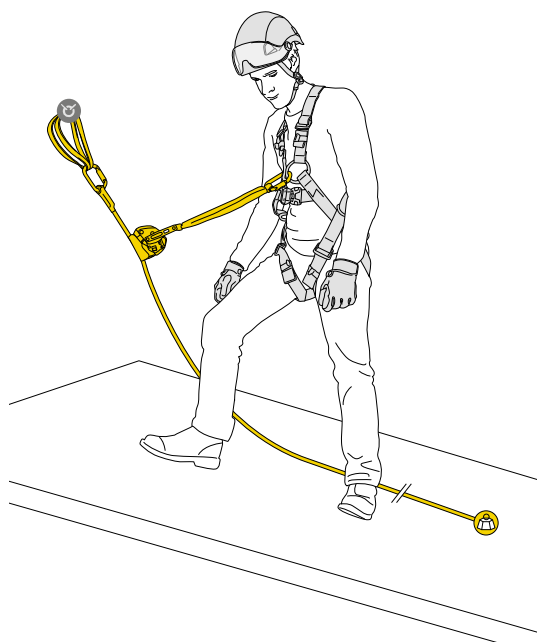
ANNEAU
- page 136 -



ASAP'AXIS 11 mm
- page 98 -



BUCKET 30
- page 151 -



ASAP® LOCK VERTICAL LIFELINE

Vertical lifeline for protection against falls with ASAP LOCK mobile fall arrester

ASAP LOCK VERTICAL LIFELINE is a temporary vertical lifeline designed for belaying and to protect against falls from height. It contains an ASAP LOCK mobile fall arrester with locking function, an ASAP'SORBER energy absorber, two OK TRIACT-LOCK carabiners, an ANNEAU open loop sling, an AXIS 11 mm rope with sewn termination, a weight, and a BUCKET bag. It is available in two lengths.



ASAP LOCK
- page 97 -



ASAP'SORBER
- page 98 -



OK TRIACT-LOCK
- page 103 -




ANNEAU
- page 136 -

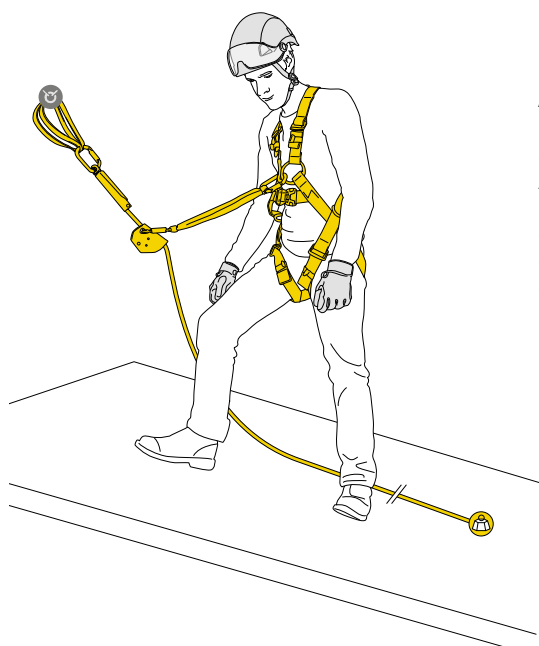


AXIS 11 mm
- page 143 -



BUCKET 30
- page 151 -

 How to use the ASAP and ASAP LOCK on a lifeline



ASAP® FALL ARREST KIT

Kit for protection against falls, with NEWTON harness and ASAP mobile fall arrester

ASAP FALL ARREST KIT is a ready-to-use kit designed to protect against falls from height. It contains a NEWTON fall-arrest harness, an ASAP mobile fall arrester, an ASAP'SORBER energy absorber, three OK TRIACT-LOCK carabiners, an ANNEAU open loop sling, an ASAP'AXIS 11 mm rope with sewn termination and integrated energy dissipater, a weight, and a BUCKET bag. The kit is available in two sizes and two lengths.



NEWTON
- page 53 -



ASAP
- page 97 -



ASAP'SORBER
- page 98 -



OK TRIACT-LOCK
- page 103 -



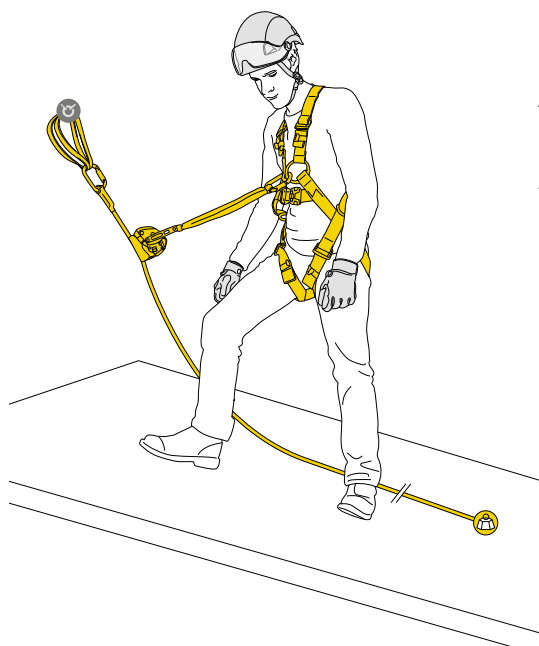
ANNEAU
- page 136 -



ASAP'AXIS 11 mm
- page 98 -



BUCKET 30
- page 151 -



ASAP® LOCK FALL ARREST KIT

Kit for protection against falls, with NEWTON harness and ASAP LOCK mobile fall arrester

ASAP LOCK FALL ARREST KIT is a ready-to-use kit designed to protect against falls from height. It contains a NEWTON fall-arrest harness, an ASAP LOCK mobile fall arrester with locking function, an ASAP'SORBER energy absorber, two OK TRIACT-LOCK carabiners, an ANNEAU open loop sling, an AXIS 11 mm rope with sewn termination, a weight, and a BUCKET bag. The kit is available in two sizes and two lengths.



NEWTON
- page 53 -



ASAP LOCK
- page 97 -



ASAP'SORBER
- page 98 -



OK TRIACT-LOCK
- page 103 -



ANNEAU
- page 136 -



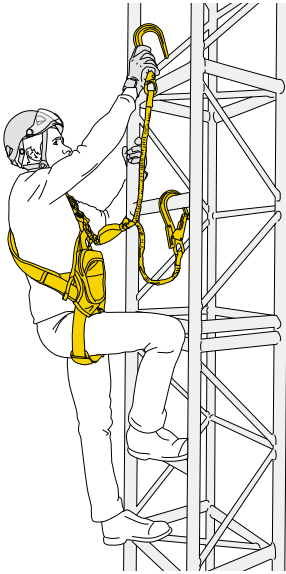
AXIS 11 mm
- page 143 -



BUCKET 30
- page 151 -



Temporary Vertical Lifelines and Fall-Arrest Kits



ABSORBICA® -Y FALL ARREST KIT

Kit for protection against falls, with NEWTON EASYFIT harness and ABSORBICA-Y MGO 150 lanyard

ABSORBICA-Y FALL ARREST KIT is a ready-to-use kit designed for fall protection. It is optimized for work at height requiring connection to metal structures or large-diameter cables and bars. The kit contains a NEWTON EASYFIT fall-arrest harness, a 150 cm ABSORBICA-Y double lanyard with energy absorber and MGO large-opening connectors, an OK TRIACT-LOCK carabiner, a CAPTIV positioning bar, and a BUCKET bag. It is available in two sizes.



NEWTON EASYFIT
- page 55 -



ABSORBICA-Y
MGO 150
- page 89 -



OK TRIACT-LOCK
- page 103 -

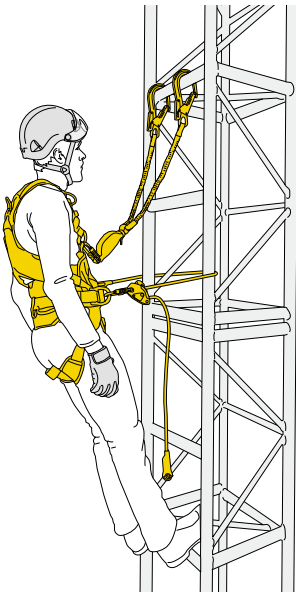


CAPTIV
- page 106 -



BUCKET 30
- page 151 -

Fall-Arrest and Work-Positioning Kit



FALL ARREST AND WORK POSITIONING KIT

Fall-arrest and work-positioning kit with VOLT harness, ABSORBICA-Y MGO 150 lanyard, and GRILLON HOOK

FALL ARREST AND WORK POSITIONING KIT is a ready-to-use kit designed to protect against falls and for positioning at a workstation. It is optimized for work at height requiring connection to metal structures or large-diameter cables and bars. The kit contains a VOLT fall-arrest and work-positioning harness, a 150 cm ABSORBICA-Y double lanyard with energy absorber and MGO large-opening connectors, a 2-meter GRILLON HOOK adjustable work-positioning lanyard, two OK TRIACT-LOCK carabiners, two CAPTIV positioning bars, and a BUCKET bag. It is available in two sizes.



VOLT
- page 57 -



ABSORBICA-Y
MGO 150
- page 89 -



GRILLON HOOK
- page 87 -



OK TRIACT-LOCK
- page 103 -

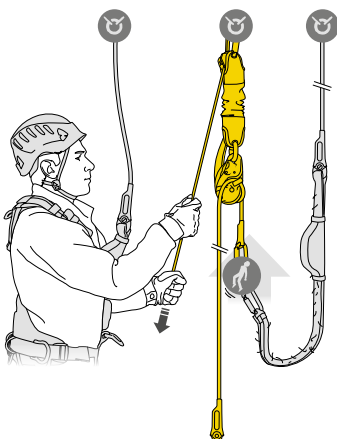


CAPTIV
- page 106 -



BUCKET 30
- page 151 -

Rescue Kit



JAG RESCUE KIT

Reversible rescue kit with JAG SYSTEM haul kit and I'D EVAC descender

The JAG RESCUE KIT is a ready-to-use reversible rescue kit designed to easily pick off and lower a victim. It contains a JAG SYSTEM haul kit, a RING OPEN gated ring, an I'D EVAC descender with integrated brake, a CONNEXION FIXE 150 cm anchor strap, a BUCKET bag, and an AXIS 11 mm rope with two sewn terminations. It is available in three lengths: 30, 60, and 120 m.



JAG SYSTEM
- page 129 -



RING OPEN
- page 106 -



I'D EVAC
- page 111 -



CONNEXION FIXE
- page 136 -



AXIS 11 mm
- page 143 -



BUCKET
- page 151 -



CUSTOM

Available in Custom version

		Contents of Kit	Harness Size	Rope Length	Weight	
Temporary Vertical Lifelines and Fall-Arrest Kits						
ASAP VERTICAL LIFELINE	K091AB00	ASAP ASAP'SORBBER 40 cm OK TRIACT-LOCK (x3) ANNEAU 150 cm	-	10 m	2485 g	
	K091AB01	AXIS 11 mm rope with sewn termination and integrated energy dissipater 1 weight BUCKET 30		20 m	3285 g	
ASAP LOCK VERTICAL LIFELINE	K092AA00	ASAP LOCK ASAP'SORBBER 40 cm OK TRIACT-LOCK (x2) ANNEAU 150 cm	-	10 m	2615 g	
	K092AA01	AXIS 11 mm with sewn termination 1 weight BUCKET 30		20 m	3415 g	
ASAP FALL ARREST KIT	K093AB00	NEWTON European Version ASAP ASAP'SORBBER 40 cm OK TRIACT-LOCK (x3) ANNEAU 150 cm AXIS 11 mm rope with sewn termination and integrated energy dissipater 1 weight BUCKET 30	1	10 m	3535 g	
	K093AB01		2	10 m	3565 g	
	K093AB02		1	20 m	4335 g	
	K093AB03		2	20 m	4365 g	
ASAP LOCK FALL ARREST KIT	K094AA00	NEWTON European Version ASAP LOCK ASAP'SORBBER 40 cm OK TRIACT-LOCK (x2) ANNEAU 150 cm AXIS 11 mm with sewn termination 1 weight BUCKET 30	1	10 m	3665 g	
	K094AA01		2	10 m	3695 g	
	K094AA02		1	20 m	4465 g	
	K094AA03		2	20 m	4495 g	
ABSORBICA-Y FALL ARREST KIT	K095AC00	NEWTON EASYFIT International Version ABSORBICA-Y European Version 150 cm MGO OK TRIACT-LOCK (x1) CAPTIV (x1) BUCKET 30	1	-	3620 g	
	K095AC01		2	-	3670 g	
Fall-Arrest and Work-Positioning Kit						
FALL ARREST AND WORK POSITIONING KIT	K096AB00	VOLT ABSORBICA-Y European Version 150 cm MGO GRILLON HOOK European Version 2 m OK TRIACT-LOCK (x2) CAPTIV (x2) BUCKET 30	1	-	4970 g	
	K096AB01		2		5050 g	
Rescue Kit						
JAG RESCUE KIT	K090AA00	JAG SYSTEM RING OPEN I'D EVAC CONNEXION FIXE 150 cm AXIS 11 mm with sewn termination BUCKET 30 or BUCKET 45	-	30 m	4460 g	
	K090AA01			60 m	6760 g	
	K090AA02			120 m	11460 g	





CUSTOMIZABLE PRODUCTS



Thanks to the service offered by Petzl Custom, you can customize certain Petzl products. We're able to manufacture and assemble ready-made products to meet specific user needs or to identify a product with a company's colors or logo, for example. To take advantage of the Petzl Custom service, simply contact your regular Petzl dealer and place your order.



Maintenance and inspection of wind turbines in Vallée D'Arce, Champagne, France. © 2020 Petzl Distribution - Vuedici.org - Borealex SAS

Customizable Helmets



VERTEX CUSTOM



STRATO CUSTOM

Customizable Work-Positioning Lanyard



GRILLON CUSTOM

Customizable Kit



JAG RESCUE KIT CUSTOM

Customizable Personal Escape System



EXO CUSTOM

Customizable Ropes and Cords



SEGMENT 8 mm CUSTOM



PARALLEL 10.5 mm CUSTOM



DURALINE 10.5 mm CUSTOM



AXIS 11 mm CUSTOM



RAY 11 mm CUSTOM



VECTOR 12.5 mm CUSTOM

Customizable Helmets



VERTEX® CUSTOM

Customizable helmet from the VERTEX range


Petzl Custom offers customized helmets from the VERTEX range. There is a choice of shell (with or without ventilation) and of color (standard or fluorescent). Stickers with a logo and/or names can be printed and colored reflective bands may be added. A wide range of accessories (chinstraps, protective eye and face shields, helmet protectors, nape protectors, name-tag holders, beanies) are available and may be pre-mounted. They are packaged individually for a ready-to-go solution. Minimum order quantity: 20 units



STRATO® CUSTOM

Customizable helmet from the STRATO range

Petzl Custom can customize one of the helmets in the STRATO range. There is a choice of shell (with or without ventilation) and of color (standard or fluorescent). Stickers with a logo and/or names can be printed and colored reflective bands may be added. A wide range of accessories (chinstraps, protective eye and face shields, helmet protectors, nape protectors, name-tag holders, beanies) are available and may be pre-mounted. They are packaged individually for a ready-to-go solution. Minimum order quantity: 20 units





Customizable Work-Positioning Lanyard




GRILLON CUSTOM

Customizable work-positioning lanyard

Petzl Custom can customize a work-positioning lanyard from the GRILLON range. You can choose the type of rope (standard or high-strength), the color, and the length (up to 20 meters). You can also choose the color of the device. The lanyard can be equipped with connectors for attachment to the harness or for the end. The GRILLON CUSTOM lanyard is packaged individually, for a ready-to-go solution. GRILLON CUSTOM replacement ropes are also available individually.

Customizable Kit

NEW
2022



JAG RESCUE KIT CUSTOM

Reversible and customizable rescue kit with JAG SYSTEM haul kit and I'D descender

Petzl Custom allows you to customize a JAG RESCUE KIT. Choice of color and length are offered for the AXIS 11 mm rope, from 10 to 185 meters. You can also choose anchor type, haul kit length, and either the I'D S or I'D EVAC self-braking descender with anti-panic function. The kit is packaged in a bag that correlates to the length of rope chosen for a ready-to-go solution.

Customizable Personal Escape System



EXO® CUSTOM

Customizable personal escape system

Petzl Custom offers customized EXO personal escape systems. Choice of rope color and length, up to 150 meters, are available. You can also choose a descender with or without anti-panic function. The system can be equipped with connectors for attachment to the anchor and to the harness. The EXO CUSTOM personal escape system can be packaged with a bag, for a ready-to-use solution. EXO CUSTOM replacement ropes are also available individually.

Customizable Ropes and Cords



SEGMENT 8 mm CUSTOM

Customizable technical cord

Petzl Custom offers customized SEGMENT cords. We offer the choice of length (up to 2000 meters) and the option to add a manufactured sewn termination to one or both ends. The SEGMENT 8 mm CUSTOM cord is packaged individually for a ready-to-go solution.

NEW
2022



PARALLEL 10.5 mm CUSTOM

Customizable low stretch kernmantle rope for rope access

Petzl Custom can customize a PARALLEL 10.5 mm rope. We offer the choice of color, length (up to 700 meters), and the option to add a manufactured sewn termination to one or both ends. Markings at the end of the rope can also be customized with a heat-shrink cover or laser-marked rigid identification label. The PARALLEL 10.5 mm CUSTOM rope is packaged individually for a ready-to-go solution.

NEW
2022



DURALINE 10.5 mm CUSTOM

High-strength, low stretch kernmantle rope that is customizable and made for work at height, rope access, and rescue

The DURALINE 10.5 mm CUSTOM low stretch kernmantle rope is designed for work at height, rope access, and rescue. Its aramid fiber sheath provides better resistance to abrasion, wear, and heat, than a classic rope. The thin diameter makes it flexible and lightweight. It's equipped with a rigid identification label on the end of the rope for better tracking and durability. The length and packaging are customizable to meet the needs of the user.

NEW
2022



AXIS 11 mm CUSTOM

Customizable low stretch kernmantle rope for work at height

Petzl Custom can customize an AXIS 11 mm rope. We offer the choice of color, length (up to 700 meters), and the option to add a manufactured sewn termination to one or both ends. Markings at the end of the rope can also be customized with a heat-shrink cover or laser-marked rigid identification label. The AXIS 11 mm CUSTOM rope is packaged individually for a ready-to-go solution.



RAY 11 mm CUSTOM

Customizable static kernmantle rope for work at height and technical rescue

Petzl Custom can customize a RAY 11 mm rope. We offer the choice of color, length (up to 500 meters), and the option to add a manufactured sewn termination to one or both ends. The RAY 11 mm CUSTOM rope is packaged individually for a ready-to-go solution.



VECTOR 12.5 mm CUSTOM

Customizable low stretch kernmantle rope for rescue

Petzl Custom can customize a VECTOR 12.5 mm rope. We offer the choice of color, length (up to 500 meters), and the option to add a manufactured sewn termination to one or both ends. The VECTOR 12.5 mm CUSTOM rope is packaged individually for a ready-to-go solution.

References

VERTEX CUSTOM	A010XY
STRATO CUSTOM	A020XY
GRILLON CUSTOM	L052XYXX
JAG RESCUE KIT CUSTOM NEW2022	K090XY
EXO CUSTOM	D030XYXX
SEGMENT 8 mm CUSTOM	R076DA
PARALLEL 10.5 mm CUSTOM NEW2022	R077XY
DURALINE 10.5 mm CUSTOM NEW2022	R075XY
AXIS 11 mm CUSTOM NEW2022	R074XY
RAY 11 mm CUSTOM	R100XY
VECTOR 12.5 mm CUSTOM	R078DA



LIGHTING



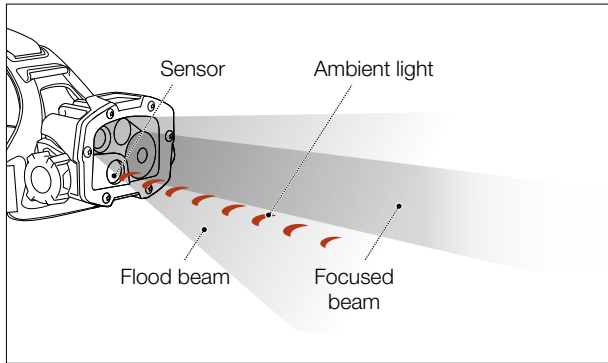


A Range for Every Use

The Petzl headlamp range covers the full spectrum of professional needs, from intensive to occasional use, and for different work environments that require varying degrees of brightness.

Professions	Industry, Maintenance, Inspection, and Rescue	Industry, Energy and Networks, Construction, Maintenance	Workshop, Small Maintenance Jobs, Concerts, and Shows
Frequency of Use	Intensive	Frequent	Occasional to Frequent
User Needs	<ul style="list-style-type: none"> - Very powerful, intelligent lighting - Long burn time - Durable - Water resistance - Teamwork (except DUO RL) - ATEX certification (except DUO RL and DUO S) 	<ul style="list-style-type: none"> - ATEX or HAZLOC certification - Compact - Durable - Water resistance - Long burn time 	<ul style="list-style-type: none"> - Powerful lighting - Lightweight and compact - Very long burn time - Multiple lighting colors - Versatile - Resistant to water spray
Petzl Solutions	<p>Performance Headlamps</p>  <p>DUO RL</p>  <p>DUO S</p>  <p>DUO Z1</p>  <p>DUO Z2</p>	<p>Compact, Durable Headlamps</p>  <p>PIXA Z1</p>  <p>PIXA 3R</p>  <p>PIXA 3</p>  <p>PIXA 2</p>  <p>PIXA 1</p>	<p>Ultra-Compact Headlamps</p>  <p>SWIFT RL PRO</p>  <p>TACTIKKA CORE</p>  <p>TACTIKKA +RGB</p>  <p>TACTIKKA +</p>  <p>TACTIKKA</p>  <p>TACTIKKA ADAPT</p>  <p>e+LITE</p>

Intelligent lighting for greater convenience and performance



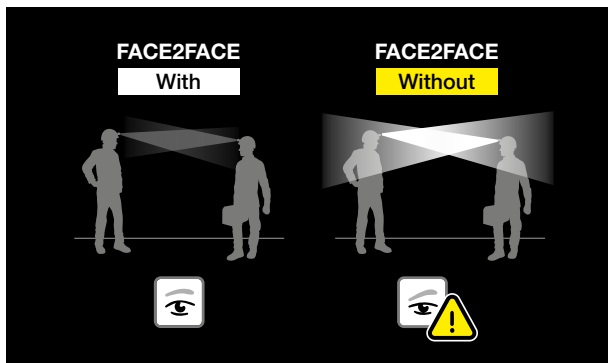
This exclusive technology developed by Petzl instantly provides the right lighting at the right time, without need for manual operation. Burn time is optimized so you can remain focused on the activity.

REACTIVE LIGHTING® technology provides:

- Intelligent lighting
- Hands-free lighting for greater convenience and performance
- Longer burn time

Available on the DUO RL and SWIFT RL PRO headlamps.

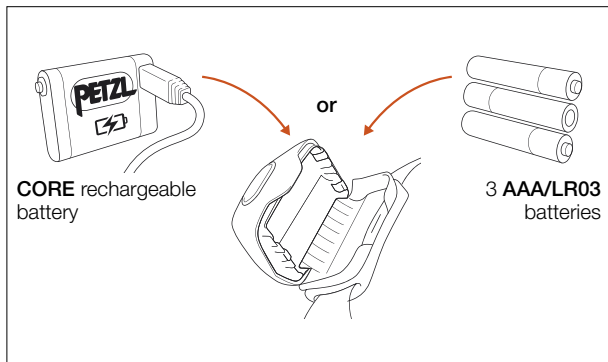
Come face-to-face without blinding each other, for better teamwork



Once activated, the FACE2FACE function triggers a sensor that detects other DUO headlamps within 8 meters and automatically dims the lighting whenever they face each other. The light returns to its original intensity once the other headlamp is no longer in its line of sight.

Available on DUO S, DUO Z1, and DUO Z2 headlamps.

Choose the battery type that fits your needs



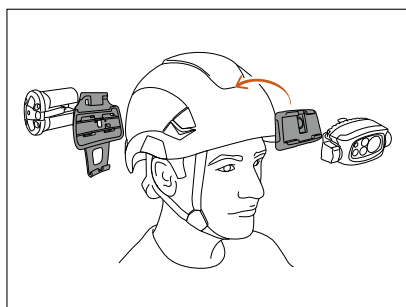
The HYBRID CONCEPT construction allows Petzl's compact headlamps to run on either the CORE rechargeable battery or three AAA/LR03 batteries without an adapter.

- CORE rechargeable battery is an economical solution for frequent and/or intensive use
- AAA/LR03 batteries for occasional use with very long burn time

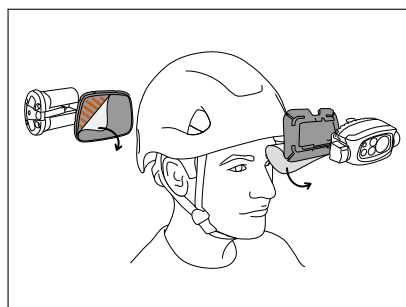
Available on TACTIKKA CORE, TACTIKKA +RGB, TACTIKKA +, TACTIKKA, and TACTIKKA ADAPT headlamps.

Compatible with a variety of helmet types

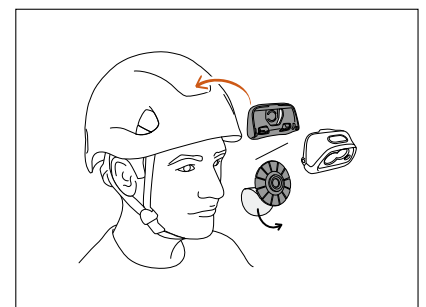
All Petzl headlamps are designed to be worn on the head or a helmet, and allow the headlamp to be tilted:



- On Petzl helmets, using their mounting plates



- On other helmets, using adhesive plates, available as accessories



- TACTIKKA ADAPT, the ready-to-go solution that adapts to most helmet types

Choosing a Petzl headlamp means selecting a work tool designed to withstand the most severe conditions of use while providing maximum reliability:

Optical quality for optimal visual comfort


Petzl headlamps provide maximum visual comfort for the user: lighting is uniform and has no bright point in the center, no spotting, no dark areas. Each batch of LEDs is tested and selected according to proper color homogeneity, low energy consumption, and high luminous flux. Each Petzl headlamp is individually inspected before leaving the factory. These operations include a test to measure lighting performance and beam homogeneity with the help of a digital camera.



Perfectly uniform beam:
user comfort



Presence of a
central bright spot:
blinding



Presence of
visual defects:
lack of precision,
discomfort, fatigue

Testing from design to manufacturing

Each model must pass particularly stringent tests:

- For shock resistance, fall resistance, and crushing (including at low temperatures)
- For functional reliability (mechanical endurance)
- Individual inspection and test at the end of the assembly line (final quality check)
- For water resistance



Consideration of photobiological risk

Petzl has chosen to present information in its product instructions about the risks to the eyes associated with LED lighting. For this, the company uses the IEC 62778 and EN 62471: 2008 standards, Photobiological safety of lamps and devices using lamps. This standard classifies lamps according to risk groups.

The risk groups are as follows:

- Risk group 0: no risk
- Risk group 1: low risk. The product presents no risk related to exposure limits under normal usage conditions
- Risk group 2: moderate risk. The reflex to look away from the lamp suffices to reduce the risk



To learn more about photobiological safety and the information given in the Instructions for Use, see the technical information on LED lighting available at www.petzl.com

LED risk group 2 - IEC 62471

**Do not stare at operating lamp.
May be harmful to the eyes.**

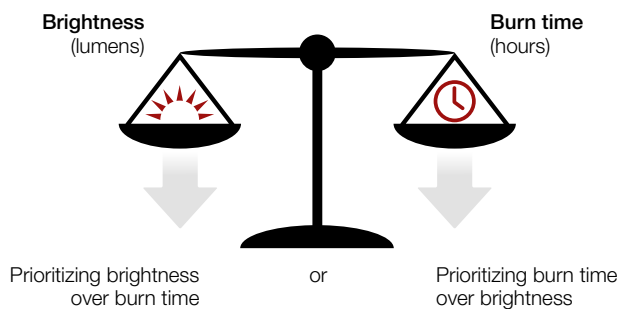
**Ne regardez pas fixement le faisceau de la lampe de face.
Peut être dangereux pour les yeux.**

LED risk group 2 > LED risk group 1

0 1 m

A question of balance

Brightness and burn time are two inextricably linked parameters of any headlamp, regardless of its lighting technology. For a given quantity of energy, increasing the brightness automatically decreases burn time, and vice versa.

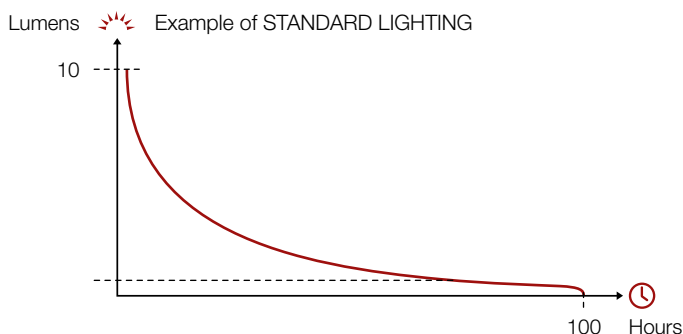


The different lighting technologies used in Petzl headlamps make it possible to meet your needs, depending on what you want:



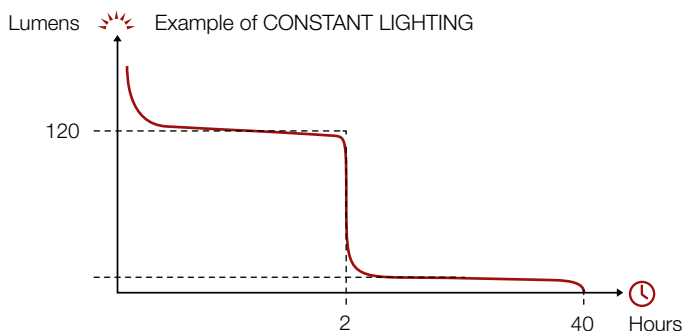
Prioritizing burn time: STANDARD LIGHTING

Brightness decreases gradually as the batteries are drained. It is the most common technology.



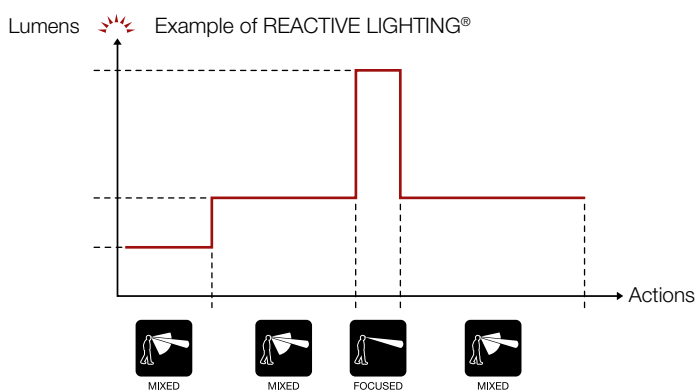
Prioritizing guaranteed brightness over time: CONSTANT LIGHTING

Brightness stays constant as the batteries drain. When the batteries are almost drained, the headlamp switches automatically to reserve lighting, with weaker output that prolongs lighting time.



Optimized lighting performance: REACTIVE LIGHTING®

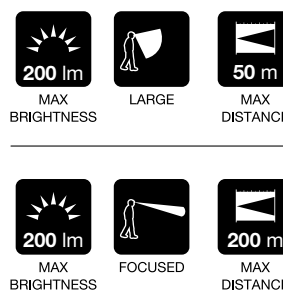
Brightness varies according to the user's need. Intelligent lighting thus optimizes battery life, offering greater burn time.



Brightness: the shape of the beam directly affects lighting distance

Lighting distance depends directly on brightness, but mainly on the shape of the beam. In fact, given the same brightness, lighting distance will vary depending on the shape of the beam.

Petzl indicates the different lighting modes available for each headlamp. These modes correspond to specific conditions of use: close-range work, moving around, seeing at a distance.



Environments and Standards

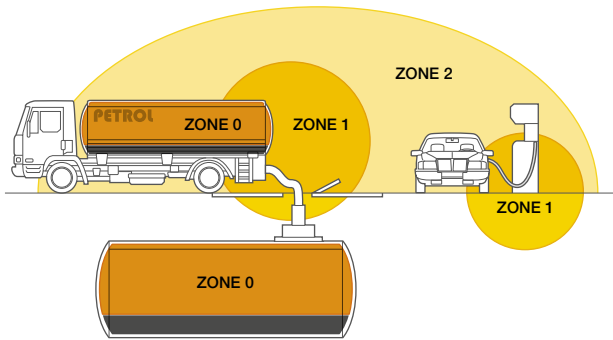
Hazardous Areas

If an explosion hazard is identified in an environment, the hazardous areas are classified as areas at risk, depending on the prevalence and type of combustible, gas or dust. All of the materials used in these zones must conform with current regulations for this type of zone (ATEX and/or HAZLOC).

Classification of ATEX / HAZLOC zones

Explosive Atmosphere	Gas Type Combustible		Dust Type Combustible	
	ATEX	HAZLOC	ATEX	HAZLOC
Permanent or Long-Term	ZONE 0	Class I Div 1	ZONE 20	Class II Div 1
Occasional	ZONE 1	Class I Div 1	ZONE 21	Class II Div 1
Accidental	ZONE 2	Class I Div 2	ZONE 22	Class II Div 2

Example of ATEX zone (gas type combustible)



For more information on ATEX and HAZLOC regulations, see www.petzl.com

How to read an ATEX marking

Example: DUO Z1

Ex II 2 G	Ex ib	IIB	T4	Gb
Ex II 2 D	Ex ib	IIIB	T135°	Db

II 2 G ATEX CODING				
Ex	II	2	GD	
EU Explosive atmosphere symbol	Equipment group	Equipment category		
	I: mining	M1: energised M2: de-energised*		
	II: non-mining	1: very high protection 2: high protection 3: normal protection	Gas	Dust
			0	20
			1	21
			2	22

* in presence of explosive atmosphere

IIB GAS GROUPS	
Gas group	Representative test gas
I	Methane (mining only)
IIA	Propane
IIB	Ethylene
IIC	Hydrogen

Gases are classified according to the ignitability of gas-air mixture. Refer to IEC/EN 60079-20-1 for classification of common gases and vapors.

T4 / T135° TEMPERATURE CLASS	
T class	Maximum surface temperature
T1	450°C
T2	300°C
T3	200°C
T4	135°C
T5	100°C
T6	85°C

Ex ib ELECTRICAL PROTECTION CONCEPTS				
Standard IEC/EN	Code		Zone	
60079-11	Ex ia	Intrinsic Safety	0	20
	Ex ib		1	21
	Ex ic		2	22

IIIB DUST GROUPS	
Dust group	Representative test dust
IIIA	Combustible flyings
IIIB	Non-conductive dust
IIIC	Conductive dust

Gb / Db EQUIPMENT PROTECTION LEVEL	
Equipment protection level	Zone
Ga	0
Gb	1
Gc	2
Da	20
Db	21
Dc	22
Ma	energised*
Mb	de-energised*

G = Gas, D = Dust, M = Mining
* in presence of explosive atmosphere

Lighting performance as defined by the ANSI/PLATO FL 1 protocol

Petzl has chosen to comply with the ANSI (American National Standards Institute) FL 1 protocol to measure and demonstrate the lighting performance and burn times of our headlamps. This voluntary move allows users to easily compare the lighting performance and burn times of different headlamp models using standardized criteria.

Lighting performance: how is it measured?



MAX
BRIGHTNESS

Brightness (lumens)

This measurement is taken between 30 and 120 seconds after the headlamp is turned on. It indicates the maximum light output when the lamp is first turned on using new batteries (included).



MAX
BURN TIME

Burn time (hours)

This is the length of time for which lighting remains optimal, from the moment the lamp is turned on until it drops to 10 % of maximum light output. It then switches to reserve lighting.



MAX
DISTANCE

Lighting distance (meters)

This is the maximum distance between the lamp and the location where only 0.25 lux of illumination remains. The measurement is taken when the lamp is turned on, using new batteries. Lighting distance depends directly on brightness, but mainly on the shape of the beam.



RESERVE
LIGHTING

Reserve lighting (outside of the ANSI/PLATO FL 1 protocol)

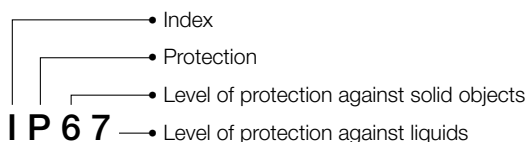
In addition to these measures, Petzl offers reserve lighting. Reserve lighting provides a minimum light level to be able to move around. However, the lighting may be insufficient for certain activities (such as precision work or inspection).

The IP Protection Index



A headlamp's resistance to solids and/or liquids is indicated by its IP rating. This index classifies the level of protection offered by equipment against intrusions by solids (e.g. dust) and liquids (e.g. water, oil) according to the IEC 60529 standard.

Understanding the protection index



Protection against solid objects

X = Not measured

0 = Not protected

1 = Protected against projection of solids ≥ 50 mm in diameter

2 = Protected against projection of solids ≥ 12.5 mm in diameter

3 = Protected against projection of solids ≥ 2.5 mm in diameter

4 = Protected against projection of solids ≥ 1 mm in diameter

5 = Protected against dust (limited ingress, no harmful deposits)

6 = Completely protected against dust

Protection against liquids

X = Not measured

0 = Not protected

1 = Protected against vertically falling water drops

2 = Protected against water drops (15° from vertical)

3 = Protected against rain (60° from vertical)

4 = Protected against splashing water

5 = Protected against water jets

6 = Protected against powerful water jets













7 = Temporary immersion (-1 meter for 30 minutes)

8 = Prolonged immersion (deeper than 1 meter for period defined by manufacturer)

9 = Prolonged immersion (deeper than 1 meter) and protection against pressure-washing

Environments and Standards

Choosing your Petzl headlamp for hazardous areas in accordance with regulations:

		 ATEX	 HAZLOC	 WATER-PROOF	 BATTERIES INCLUDED	 RECHARGEABLE
DUO Z1		E80BHR E80BHR UK	ATEX zone 1/21 II 2 GD Ex ib IIB T4 Gb IIIB T135° C Db Ambient temperature: -20° C to +40° C	-	•	-
						•
DUO Z2		E80AHB	ATEX zone 2/22 II 3 GD Ex ic IIB T4 Gc IIIB T135° C Dc Ambient temperature: -20° C to +40° C	-	•	•
PIXA Z1		E78DHB 2	ATEX zone 1/21 II 2 GD Ex ib IIB T4 Gb IIIB T135° C Db Ambient temperature: -20° C to +40° C	-	•	•
PIXA 3R		E78CHR 2 E78CHR 2UK	ATEX zone 2/22 II 3 GD Ex ic IIB T4 Gc IIIC T135° C Dc Ambient temperature: -30° C to +40° C	-	•	-
PIXA 3		E78CHB 2	ATEX zone 2/22 II 3 G Ex nA ic IIB T4 Gc, II 3 D Ex to IIIC T135° C Dc Ambient temperature: -30° C to +40° C	-	•	•
		E78CHB 2UL	-	HAZLOC Class I Div 2 Groups C, D Class II Div 2 Group G Temperature code T4 Ambient temperature: -30° C to +40° C	•	•
PIXA 2		E78BHB 2	ATEX zone 2/22 II 3 G Ex nA ic IIB T4 Gc, II 3 D Ex to IIIC T135° C Dc Ambient temperature: -30° C to +40° C	-	•	•
		E78BHB 2UL	-	HAZLOC Class I Div 2 Groups C, D Class II Div 2 Group G Temperature code T4 Ambient temperature: -30° C to +40° C	•	•
PIXA 1		E78AHB 2	ATEX zone 2/22 II 3 G Ex nA ic IIB T4 Gc, II 3 D Ex to IIIC T135° C Dc Ambient temperature: -30° C to +40° C	-	•	•
		E78AHB 2UL	-	HAZLOC Class I Div 2 Groups C, D Class II Div 2 Group G Temperature code T4 Ambient temperature: -30° C to +40° C	•	•



Brightness is the total quantity of light emitted by a lamp. It is expressed in lumens. The greater the quantity of light, the better you see. The value indicated is that of the most powerful lighting level (MAX POWER).



LOCK function to avoid accidentally turning it on during transit or storage.



Lighting distance is linked to brightness and beam shape. It is expressed in meters and indicates the range of usable lighting. The value indicated is the maximum value.



Petzl headlamps that work with rechargeable batteries.



Burn time expresses the length of time a headlamp functions with power sufficient for carrying out an activity. It is expressed in hours. The value indicated is the maximum value.



Petzl headlamps that work with regular batteries (included).



When the battery is almost drained, the headlamp switches automatically to reserve lighting to provide minimum lighting for several hours.



Headlamp meeting ATEX certification requirements for work in hazardous environments.



Flood beam designed for proximity lighting, to see up close or around the feet. The wide angle provides a very wide and comfortable field of vision.



Headlamp meeting HAZLOC certification requirements for work in hazardous environments.



Mixed beam consists of a flood beam and a focused component, allowing both proximity lighting and longer-range vision for moving around.



Better resistance to chemicals.



Narrow beam allows focused lighting on a target in order to see objects or people at a distance.



The IP rating on a headlamp indicates its degree of resistance to intrusions:

IPX4: Water-spray and weather resistant

IPX7: Resistant to temporary immersion (in up to 1 meter for 30 minutes)

IP67: Resistant to dust and temporary immersion (in up to 1 meter for 30 minutes)



Red lighting for more comfortable night vision. This lighting allows good vision without blinding the user or members of a group.



The weight indicated is that of the headlamp with its energy source (regular or rechargeable batteries).



Red, green, and blue lighting allows the user to better see contrasts in the lit object in certain situations.



Resistance to falls (2 m).













Red and/or white strobe lighting allows you to signal and be more easily located, for example in an emergency.



Resistance to crushing (80 kg).





Headlamp Specifications

									
STANDARD LIGHTING	CONSTANT LIGHTING	REACTIVE LIGHTING®	MAX BRIGHTNESS	MAX DISTANCE	MAX BURN TIME	RESERVE LIGHTING	LARGE	MIXED	FOCUSED
ANSI/PLATO FL 1									







Performance Headlamps

DUO RL		-	•	•	2800 lm	255 m	24 h	•	•	•	•
DUO S		-	•	-	1100 lm	200 m	23 h	•	•	•	•
DUO Z1		-	•	-	360 lm	115 m	23 h	•	•	•	•
DUO Z2		-	•	-	430 lm	120 m	15 h 30	•	•	•	•

Compact, Durable Headlamps

PIXA Z1		•	-	-	100 lm	95 m	56 h	•	•	•	•
PIXA 3R		-	•	-	90 lm	90 m	11 h 30	•	•	•	•
PIXA 3		-	•	-	100 lm	90 m	26 h	•	•	•	•
PIXA 2		-	•	-	80 lm	55 m	26 h	•	-	•	-
PIXA 1		-	•	-	60 lm	15 m	16 h	•	•	-	-

Ultra-Compact Headlamps

SWIFT RL PRO		•	-	•	900 lm	150 m	100 h	•	-	•	•
TACTIKKA CORE		•	-	-	450 lm	90 m	130 h	•	•	•	-
TACTIKKA +RGB		•	-	-	350 lm	90 m	160 h	•	-	•	-
TACTIKKA +		•	-	-	350 lm	90 m	160 h	•	-	•	-
TACTIKKA		•	-	-	300 lm	65 m	120 h	•	•	-	-
TACTIKKA ADAPT											
e+LITE		•	-	-	40 lm	15 m	9 h 30	-	•	-	-

RED LIGHTING	RGB LIGHTING	WHITE / RED STROBE	FACE2FACE FUNCTION	LOCK UNLOCK	HYBRID CONCEPT	RECHARGEABLE	BATTERIES INCLUDED	ATEX	HAZLOC	INGRESS PROTECTION	WEIGHT
--------------	--------------	--------------------	--------------------	-------------	----------------	--------------	--------------------	------	--------	--------------------	--------

-	-	-	-	•	-	•	Wall	-	-	-	IP67	390 g
-	-	-	•	•	-	-	•	Wall	-	-	IP67	370 g
-	-	-	•	•	-	-	•	Wall	-	ATEX zone 1/21 II 2 GD Ex ib IIB T4 Gb IIIB T135° C Db Ambient temperature: -20° C to +40° C	IP67	370 g
-	-	-	•	•	-	-	-	4 x AALR06	-	ATEX zone 2/22 II 3 GD Ex ic IIB T4 Gc IIIB T135° C Dc Ambient temperature: -20° C to +40° C	IP67	360 g

-	-	-	-	•	-	-	-	2 x AALR06	-	ATEX zone 1/21 II 2 GD Ex ib IIB T4 Gb IIIB T135° C Db Ambient temperature: -20° C to +40° C	-	IP67	170 g
-	-	-	-	•	-	-	•	Wall	-	ATEX zone 2/22 II 3 GD Ex ic IIB T4 Gc IIIC T135° C Dc Ambient temperature: -30° C to +40° C	-	IP67	145 g
-	-	-	-	•	-	-	-	2 x AALR06	ATEX zone 2/22 II 3 G Ex nA ic IIB T4 Gc II 3 D Ex tc IIIC T135° C Dc Ambient temperature: -30° C to +40° C	HAZLOC Class I Div 2 Groups C, D Class II Div 2 Group G Temperature code T4 Ambient temperature: -30° C to +40° C	IP67	160 g	
-	-	-	-	•	-	-	2 x AALR06	IP67			160 g		
-	-	-	-	•	-	-	2 x AALR06	IP67			160 g		

•	-	-	-	•	-	-	•	USB	-	-	-	IPX4	123 g
•	-	•	Red	-	-	•	•	USB	-	-	-	IPX4	77 g
•	•	•	RGB	-	-	•	-	3 x AAA LR03	-	-	-	IPX4	85 g
•	-	•	Red	-	-	•	-	3 x AAALR03	-	-	-	IPX4	85 g
•	-	•	Red	-	-	•	-	3 x AAALR03	-	-	-	IPX4	82 g
													70 g 73 g
•	-	•	White Red	-	•	-	-	2 x lithium CR2032	-	-	-	IPX7	26 g

PERFORMANCE HEADLAMPS

Durable and powerful, they are designed for intensive use in industry, maintenance, inspection, and rescue.



DUO RL

Ultra-powerful, rechargeable multi-beam headlamp featuring REACTIVE LIGHTING® technology. 2800 lumens



DUO S

Ultra-powerful, rechargeable multi-beam headlamp, featuring the FACE2FACE anti-glare function. 1100 lumens



DUO Z1

Powerful, rechargeable multi-beam headlamp with FACE2FACE anti-glare function, certified for use in ATEX hazardous areas. 360 lumens



DUO Z2

Powerful multi-beam headlamp that runs on standard batteries, with FACE2FACE anti-glare function, for use in ATEX hazardous areas. 430 lumens



Accessories



ACCU 2 DUO Z1



R2



5 DUO Z1 charging rack



ACCU 2 DUO Z1 charger



Quick charger



Extension cord for headlamp



PRO ADAPT





DUO RL Headlamps



2800 lm

MAX
BRIGHTNESS



255 m

MAX
DISTANCE



24 h

MAX
BURN TIME

DUO RL

Ultra-powerful, rechargeable multi-beam headlamp featuring REACTIVE LIGHTING® technology. 2800 lumens

Designed for technical rescue and worksites, the DUO RL rechargeable headlamp provides 2800-lumen brightness. With its REACTIVE LIGHTING® technology, a sensor analyzes the ambient light and automatically adjusts brightness to user requirements. Manual operation is minimized and burn time is optimized, so the user can remain focused on the activity. The aluminum lamp body provides excellent impact resistance. The DUO RL is waterproof and ideal for use in wet environments.



REACTIVE
LIGHTING®

Longer burn time, greater visual comfort, and less manual operation with REACTIVE LIGHTING® mode: the light sensor automatically adjusts brightness and beam pattern, optimizing battery life.



IP
67
INGRESS
PROTECTION

Dustproof and waterproof in up to 3 meters of fresh water for 30 minutes.




Ultra-bright with 2800 lumens and multi-beam lighting to suit a wide variety of situations.



Aluminum lamp body provides excellent fall, crush, and impact resistance.



R2 rechargeable 3200 mAh Lithium-Ion battery with four-level gauge, for precise monitoring of battery charge level.



- **Guaranteed lighting over time**



CONSTANT LIGHTING

CONSTANT LIGHTING technology allows lighting to remain stable as the batteries drain. When the batteries are almost drained, the headlamp switches automatically to reserve lighting, with weaker output that prolongs lighting time.

- **ATEX certified lamps for use in hazardous areas**

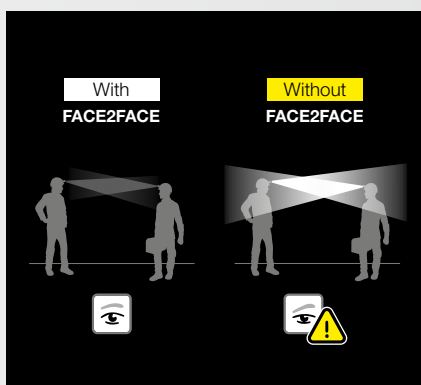


ATEX

Designed to withstand the harshest environments, DUO headlamps can be used in hazardous areas. Depending on the model, they are certified ATEX zone 1/21 or zone 2/22 (except DUO S).

Learn about choosing the ATEX headlamp that best meets your needs, page 172.

- **Efficiency and comfort when working in a group**



FACE2FACE FUNCTION

The FACE2FACE function allows users to be face-to-face without blinding one another. Once activated, it triggers a sensor that detects other DUO headlamps within 8 meters and automatically dims the lighting if they face each other. The light returns to its original intensity once the other headlamp is no longer in its line of sight.



- **Powerful multi-beam lamps**



DUO headlamps have a multi-beam with several lighting modes, to adapt to a variety of different situations: convenient lighting for proximity, movement, and long-range vision. BOOST mode allows temporary access to maximum brightness.

- **Comfortable, ergonomic, and durable**



Rotary switch can be operated with gloves to facilitate access to different lighting modes under a variety of different conditions. DUO headlamps are durable and suited for work in harsh industrial environments, under difficult conditions (such as rain, snow, mud, or ice).

- **Ultra-powerful lighting that runs on rechargeable battery**



- **Powerful lighting that runs on rechargeable battery**



- **Powerful lighting that runs on regular batteries**



DUO headlamps



BOOST

1100 lm

MAX BRIGHTNESS

200 m

MAX DISTANCE

23 h

MAX BURN TIME

DUO S

Ultra-powerful, rechargeable multi-beam headlamp, featuring the FACE2FACE anti-glare function. 1100 lumens

Ultra-powerful with 1100 lumens in BOOST mode, the DUO S runs on a rechargeable battery. It is multi-beam, and has five lighting modes, making it adaptable to a variety of situations: close-range work, proximity, movement, rapid movement and long-range vision. Featuring the FACE2FACE anti-glare function, the DUO S headlamp allows those working in a group to face each other without blinding one another, to work together more effectively. It can be worn on VERTEX and STRATO helmets with the included mounting plates.



BOOST

360 lm

MAX BRIGHTNESS

115 m

MAX DISTANCE

23 h

MAX BURN TIME

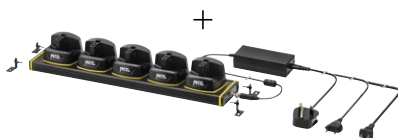
DUO Z1

Powerful, rechargeable multi-beam headlamp with FACE2FACE anti-glare function, certified for use in ATEX hazardous areas. 360 lumens

DUO Z1 is a headlamp with a maximum 360 lumens of lighting in BOOST mode that runs on a rechargeable battery. It is multi-beam, and has four lighting modes, making it adaptable to a variety of situations: close-range work, proximity lighting, movement, and long-range vision. Featuring the FACE2FACE anti-glare function, the DUO Z1 headlamp allows those working in a group to face each other without blinding one another, enabling them to work more effectively together. It can be worn on VERTEX and STRATO helmets with the included mounting plates. It meets ATEX zone 1/21 (II 2 GD Ex ib IIB T4 Gb IIIB T135° C Db) certification requirements for work in hazardous areas.



x5



Pack of 5 DUO Z1

Pack of 5 DUO Z1 headlamps with charging rack

Pack of five DUO Z1 headlamps - comes with charging rack that allows simultaneous charging of five batteries.



BOOST

430 lm

MAX BRIGHTNESS

120 m

MAX DISTANCE

15 h 30

MAX BURN TIME

DUO Z2

Powerful multi-beam headlamp that runs on standard batteries, with FACE2FACE anti-glare function, for use in ATEX hazardous areas. 430 lumens

The DUO Z2 headlamp provides a powerful 430 lumens in BOOST mode and runs on regular batteries. It is multi-beam, and has four lighting modes, making it adaptable to a variety of situations: close-range work, proximity lighting, movement, and long-range vision. Featuring the FACE2FACE anti-glare function, the DUO Z2 headlamp allows those working in a group to face each other without blinding one another, enabling them to work more effectively together. It can be worn on VERTEX and STRATO helmets with the included mounting plates. It meets ATEX zone 2/22 (II 3 GD Ex ic IIB T4 Gc IIIB T135° C Dc) certification requirements for work in hazardous areas.





ACCU 2 DUO Z1

Rechargeable battery for DUO Z1 headlamp, usable in ATEX zone

Very high-capacity rechargeable battery, 23.68 Wh, designed for the DUO Z1 headlamp. Durable and ATEX zone 1/21 (II 2 GD Ex ib IIB T4 Gb IIIB T135° C Db) certified, it also features quick connection to the headlamp and an energy gauge for monitoring the battery's charge level.



R2

Rechargeable battery for DUO RL and DUO S headlamps

High-performance rechargeable battery designed for DUO RL and DUO S headlamps. It is rugged, and features quick connection to the headlamp and an energy gauge for monitoring the battery's charge level.



5 DUO Z1 Charging Rack

Charging rack which allows simultaneous charging of five DUO Z1 headlamp batteries

EUR/US/UK compatible charging rack allows simultaneous charging of up to five ACCU 2 DUO Z1 rechargeable batteries.



ACCU 2 DUO Z1 Charger

Wall charger for ACCU 2 DUO Z1 rechargeable battery

EUR/US compatible quick wall charger for ACCU 2 DUO Z1 rechargeable battery.



Quick Charger

Quick wall charger for R2 rechargeable battery

EUR/US-compatible quick wall charger for R2 rechargeable battery.



Extension Cord for Headlamp

Extension cord for DUO RL and DUO S headlamps

The extension cord for DUO RL and DUO S headlamps allows the user to reduce the amount of weight on the head by moving the rechargeable battery to a pocket or onto the back with the harness.



PRO ADAPT

Adhesive accessory for mounting a DUO headlamp on a variety of different helmet types

PRO ADAPT consists of two adhesive plates for mounting a DUO RL, DUO S, DUO Z1, or DUO Z2 headlamp on a helmet, while maintaining the ability to tilt the lamp. The system is especially resistant to impacts and moisture.

				ANSI/PLATO FL 1					
		Certifications	 CONSTANT LIGHTING	 REACTIVE LIGHTING®	Lighting Modes	 MAX BRIGHTNESS	 MAX DISTANCE	 MAX BURN TIME	 WEIGHT
 E103AA00 DUO RL	CE	-	●	Proximity (2)	25 - 120 lm	18 m	24 - 72 h	390 g	
				Movement (2)	50 - 250 lm	32 m	12 - 38 h		
				Rapid Movement (2)	100 - 550 lm	75 m	6 - 24 h		
				Maximum Power (2)	150 - 2800 lm	255 m	1h30 - 18 h		
				Focused (2)	100 - 900 lm	235 m	3 - 24 h		
		●	-	Proximity (2)	80 lm	16 m	24 h		
				Movement (2)	200 lm	32 m	12 h		
				Rapid Movement (2)	450 lm	70 m	6 h		
				Maximum Power (2)	1800 lm	200 m	1 h30		
				Focused (2)	700 lm	230 m	3 h		
-	-	Survival Mode: Low	20 lm	8 m	72 h				
		Survival Mode: High	100 lm	26 m	24 h				
 E80CHR E80CHR UK DUO S	CE	●	-	Close-Range Work	80 lm	20 m	23 h	370 g	
				Proximity	180 lm	35 m	12h30		
				Movement	330 lm	70 m	6 h		
				Rapid Movement	700 lm	160 m	3h30		
				Distance Vision	450 lm	190 m	4h30		
				BOOST Mode	1100 lm	200 m	-		
				Reserve Lighting	20 lm for 45 min				
 E80BHR E80BHR UK E80DHR (Pack of 5 DUO Z1) DUO Z1	CE ATEX zone 1/21 II 2 GD Ex ib IIB T4 Gb IIIB T135° C Db Ambient temperature: -20° C to +40° C	●	-	Close-Range Work	70 lm	20 m	23 h	370 g	
				Proximity	170 lm	35 m	12 h		
				Movement	300 lm	90 m	7 h		
				Distance Vision	140 lm	100 m	17 h		
				BOOST Mode	360 lm	115 m	-		
				Reserve Lighting	10 lm for 1.5 h				
 E80AHB DUO Z2	CE ATEX zone 2/22 II 3 GD Ex ic IIB T4 Gc IIIB T135° C Dc Ambient temperature: -20° C to +40° C (1)	●	-	Close-Range Work	50 lm	17 m	15h30	360 g	
				Proximity	120 lm	30 m	6h45		
				Movement	220 lm	80 m	2 h		
				Distance Vision	180 lm	120 m	2h45		
				BOOST Mode	430 lm	115 m	-		
				Reserve Lighting	10 lm for 1 h				

(1) Certifications guaranteed only with alkaline batteries, (2) Factory setting, programmable by user.

Accessories

		Weight
ACCU 2 DUO Z1	E80001	168 g
R2	E103CA00	168 g
5 DUO Z1 Charging Rack	E80003	1440 g
ACCU 2 DUO Z1 Charger	E080AA00	170 g
Quick Charger	E55800 / E55800 UK	145 g
Extension Cord for Headlamp	E55950	75 g
PRO ADAPT	E80004	48 g



COMPACT, DURABLE HEADLAMPS

Headlamps designed for frequent use, for the energy, networks, building, and maintenance markets.



Tunnel maintenance, La Pelonière, France. © 2021 Petzl Distribution - Vuedici.org - Nouvetra - Serfim OA - SNCF

PIXA Z1

Headlamp for use in ATEX hazardous areas, suitable for proximity lighting, movement, and long-range vision. 100 lumens



PIXA 3R

Rechargeable headlamp for use in ATEX hazardous areas, suitable for proximity lighting, movement, and long-range vision. 90 lumens



PIXA 3

Headlamp for proximity lighting, movement, and long-range vision. Available in ATEX or HAZLOC versions. 100 lumens



PIXA 2

Headlamp suitable for proximity lighting and movement. Available in ATEX or HAZLOC versions. 80 lumens



PIXA 1

Headlamp for proximity lighting. Available in ATEX or HAZLOC versions. 60 lumens



Accessories



PIXADAPT



RUBBER



Rechargeable battery for PIXA 3R



POCHE PIXA and SWIFT RL PRO



- **Guaranteed lighting over time**




CONSTANT LIGHTING

CONSTANT LIGHTING technology allows lighting to remain stable as the batteries drain. When the batteries are almost drained, the headlamp switches automatically to reserve lighting, with weaker output that prolongs lighting time (except PIXA Z1).

- **Lamps for use in hazardous areas: ATEX or HAZLOC certification**



ATEX



HAZLOC

Designed to withstand the harshest environments, PIXA headlamps can be used in explosive atmospheres. Depending on the model, they are certified ATEX or HAZLOC.

Learn about choosing the ATEX or HAZLOC headlamp that best meets your needs, page 172.

- **Rugged, durable construction**



Lockable rotary switch

Easy to use, even when wearing gloves. May be locked to prevent inadvertently turning on the light, with a storage position that protects the lens.



Great mechanical strength

Shocks, falls, crushing: these lamps endure the daily rigors of a professional work site.



Waterproof and chemical resistant

PIXA headlamps are waterproof (IP67) and have been tested for resistance to various chemicals.

- **For close-range work, movement, and long-range vision**



LARGE



MIXED



FOCUSED

- **For close-range work and movement**



MIXED

- **For close-range work**



LARGE



PIXA Z1 Headlamp

100 lm	95 m	56 h
MAX BRIGHTNESS	MAX DISTANCE	MAX BURN TIME

PIXA® Z1

Headlamp for use in ATEX hazardous areas, suitable for proximity lighting, movement, and long-range vision. 100 lumens

The PIXA Z1 headlamp is durable and versatile. The multi-beam adapts to a variety of different situations: close-range work, movement, and long-range vision. It meets ATEX zone 1/21 (II 2 GD Ex ib IIB T4 Gb IIIB T135° C Db) certification requirements for work in hazardous areas.



90 lm	90 m	11 h 30
MAX BRIGHTNESS	MAX DISTANCE	MAX BURN TIME

PIXA® 3R

Rechargeable headlamp for use in ATEX hazardous areas, suitable for proximity lighting, movement, and long-range vision. 90 lumens

The PIXA 3R headlamp is a durable, rechargeable headlamp suitable for frequent use by professionals. The multi-beam adapts to a variety of different situations: close-range work, movement, and long-range vision. CONSTANT LIGHTING technology: brightness does not gradually decrease as the batteries are drained. It meets ATEX zone 2/22 (II 3 GD Ex ic IIB T4 Gc IIIC T135° C Dc) certification requirements for work in hazardous areas.



100 lm	90 m	26 h
MAX BRIGHTNESS	MAX DISTANCE	MAX BURN TIME

PIXA® 3

Headlamp for proximity lighting, movement, and long-range vision. Available in ATEX or HAZLOC versions. 100 lumens

The PIXA 3 headlamp is durable and versatile. The multi-beam adapts to a variety of different situations: close-range work, movement, and long-range vision. CONSTANT LIGHTING technology: brightness does not decrease gradually as the batteries are drained. Available in two versions: ATEX zone 2/22 (II 3 GD Ex nA ic IIB T4 Gc tc, IIIC T135° C Dc) or HAZLOC (Class I Div 2 Groups C, D and Class II Div 2 Group G, T4).



80 lm	55 m	26 h
MAX BRIGHTNESS	MAX DISTANCE	MAX BURN TIME

PIXA® 2

Headlamp suitable for proximity lighting and movement. Available in ATEX or HAZLOC versions. 80 lumens

The PIXA 2 is a durable headlamp that offers comfortable lighting for tasks close at hand and helps maximize safety when the worker is moving around. CONSTANT LIGHTING technology: brightness does not decrease gradually as the batteries are drained. Available in two versions: ATEX zone 2/22 (II 3 GD Ex nA ic IIB T4 Gc tc, IIIC T135° C Dc) or HAZLOC (Class I Div 2 Groups C, D and Class II Div 2 Group G, T4).



60 lm	15 m	16 h
MAX BRIGHTNESS	MAX DISTANCE	MAX BURN TIME

PIXA® 1

Headlamp for proximity lighting. Available in ATEX or HAZLOC versions. 60 lumens

The PIXA 1 is a durable headlamp offering lighting that allows the user to work comfortably on tasks close at hand. CONSTANT LIGHTING technology: brightness does not decrease gradually as the batteries are drained. Available in two versions: ATEX zone 2/22 (II 3 GD Ex nA ic IIB T4 Gc tc, IIIC T135° C Dc) or HAZLOC (Class I Div 2 Groups C, D and Class II Div 2 Group G, T4).



Compact, Durable Headlamps

Accessories



PIXADAPT

Accessory for mounting a PIXA or SWIFT RL PRO headlamp on a helmet

The PIXADAPT is a part that allows the user to mount or unmount a PIXA or SWIFT RL PRO headlamp on a helmet anytime, while maintaining the ability to tilt the lamp. PIXADAPT is compatible with Petzl helmets with or without eye shield. For other helmets, verify compatibility with the helmet manufacturer.



RUBBER

Rubber headband for PIXA or SWIFT RL PRO headlamp, compatible with a variety of helmet types

The RUBBER headband adapts to a variety of different helmets on the market and holds a PIXA or SWIFT RL PRO headlamp securely in position.



Rechargeable Battery for PIXA® 3R

930 mAh Lithium-Ion Polymer rechargeable battery

Rechargeable Lithium-Ion polymer battery, 930 mAh, recharges separately or on the headlamp for quick charge.



POCHE PIXA® & SWIFT® RL PRO

Carry pouch for PIXA and SWIFT RL PRO headlamps

Accessories

Accessories		Weight
PIXADAPT	E78005	20 g
RUBBER	E78002	-
Rechargeable Battery for PIXA 3R	E78003	37 g
POCHE PIXA & SWIFT RL PRO	E78001	44 g

		ANSI/PLATO FL 1					
		CONSTANT LIGHTING	Lighting Modes	MAX BRIGHTNESS	MAX DISTANCE	MAX BURN TIME	WEIGHT
 PIXA Z1	E78DHB 2 CE ATEX zone 1/21 II 2 GD Ex ib IIB T4 Gb IIIB T135° C Db Ambient temperature: -20° C to +40° C (1)	-	Close-Range Work	30 lm	15 m	56 h	170 g
			Movement	70 lm	50 m	23 h	
			Distance Vision	100 lm	95 m	16 h	
			Reserve Lighting	5 lm for 20 h			
 PIXA 3R	E78CHR 2 E78CHR 2UK CE ATEX zone 2/22 II 3 GD Ex ic IIB T4 Gc IIIC T135° C Dc Ambient temperature: -30° C to +40° C	•	STANDARD Setting				145 g
			Close-Range Work	20 lm	15 m	11 h 30	
			Movement	55 lm	45 m	5 h	
			Distance Vision	90 lm	90 m	3 h 30	
			Reserve Lighting	10 lm for 1.5 h			
			MAX AUTONOMY Setting				
			Close-Range Work	20 lm	15 m	11 h 30	
			Movement	20 lm	30 m	11 h 30	
			Distance Vision	20 lm	50 m	11 h 30	
			Reserve Lighting	10 lm for 1.5 h			
			MAX POWER Setting				
			Close-Range Work	90 lm	25 m	3 h	
Movement	90 lm	55 m	3 h				
Distance Vision	90 lm	90 m	3 h 30				
Reserve Lighting	10 lm for 1.5 h						
 PIXA 3	E78CHB 2 CE ATEX zone 2/22 II 3 G Ex nA ic IIB T4 Gc, II 3 D Ex tc IIIC T135° C Dc Ambient temperature: -30° C to +40° C (1)	•	Close-Range Work	20 lm	15 m	26 h	160 g
			Movement	60 lm	45 m	6 h 30	
	E78CHB 2UL HAZLOC Class I Div 2 Groups C, D Class II Div 2 Group G Temperature code T4 Ambient temperature: -30° C to +40° C (1)		Distance Vision	100 lm	90 m	3 h 30	
			Reserve Lighting	10 lm for 13 h			
 PIXA 2	E78BHB 2 CE ATEX zone 2/22 II 3 G Ex nA ic IIB T4 Gc, II 3 D Ex tc IIIC T135° C Dc Ambient temperature: -30° C to +40° C (1)	•	Close-Range Work	20 lm	25 m	26 h	160 g
			Movement	80 lm	55 m	3 h 30	
	E78BHB 2UL HAZLOC Class I Div 2 Groups C, D Class II Div 2 Group G Temperature code T4 Ambient temperature: -30° C to +40° C (1)		Reserve Lighting	10 lm for 13 h			
 PIXA 1	E78AHB 2 CE ATEX zone 2/22 II 3 G Ex nA ic IIB T4 Gc, II 3 D Ex tc IIIC T135° C Dc Ambient temperature: -30° C to +40° C (1)	•	Close-Range Work	20 lm	10 m	16 h	160 g
			Movement	60 lm	15 m	3 h 30	
	E78AHB 2UL HAZLOC Class I Div 2 Groups C, D Class II Div 2 Group G Temperature code T4 Ambient temperature: -30° C to +40° C (1)		Reserve Lighting	10 lm for 6.5 h			

(1) Certifications guaranteed only with alkaline batteries



ULTRA-COMPACT HEADLAMPS

Practical, lightweight headlamps, for occasional to frequent use, for professionals working at concerts and shows, in workshops, or on small maintenance jobs, among others.



Wind turbine construction, Ardèche, France. © 2020 Petzl Distribution - Rémi Flament - ENERCON

SWIFT RL PRO

Ultra-powerful, lightweight rechargeable headlamp with multi-beam and REACTIVE LIGHTING® technology for proximity and distance vision. White or red lighting for stealth. 900 lumens



TACTIKKA CORE

Compact rechargeable headlamp with multi-beam for proximity and distance vision. White or red lighting for stealth. 450 lumens



TACTIKKA +RGB

Compact headlamp with mixed beam for proximity and distance vision. White or red/green/blue lighting for stealth. 350 lumens



TACTIKKA +

Compact headlamp with mixed beam for proximity and distance vision. White or red lighting for stealth. 350 lumens



TACTIKKA

Compact headlamp with flood beam for proximity lighting. White or red lighting for stealth. 300 lumens



TACTIKKA ADAPT

TACTIKKA headlamp without headband and with mounts for use on a variety of different helmet types. 300 lumens



e+LITE

Ultra-compact emergency headlamp. 40 lumens



Accessories



ACCU SWIFT RL PRO



POCHE PIXA & SWIFT RL PRO



PIXADAPT



RUBBER



CORE



FIXATION TACTIKKA



KIT ADAPT



SHELL L





SWIFT RL PRO Headlamp

SWIFT® RL PRO

Ultra-powerful, lightweight rechargeable headlamp with multi-beam and REACTIVE LIGHTING® technology for proximity and distance vision. White or red lighting for stealth. 900 lumens

Designed for the workshop, small maintenance jobs, or concerts and shows, the SWIFT RL PRO rechargeable headlamp provides 900-lumen brightness. With its REACTIVE LIGHTING® technology, a sensor analyzes the ambient light and automatically adjusts brightness to user requirements. It also has red lighting for stealth. SWIFT RL PRO is intuitive, with a single button for easy control over all lamp functions. The five-level gauge allows precise monitoring of the battery charge level. The lamp is compatible with Petzl helmets, and mounting accessories allow it to be attached to a variety of helmet types.



Longer burn time, greater visual comfort, and less manual operation with REACTIVE LIGHTING® mode: the light sensor automatically adjusts brightness and beam pattern, optimizing battery life.



Ultra-bright and lightweight: 900 lumens for a weight of only 123 g.



SWIFT RL PRO is compatible with Petzl helmets. Mounting accessories allow the lamp to be attached to a variety of different helmet types.

Accessories



ACCU SWIFT® RL PRO

Rechargeable battery for SWIFT RL PRO headlamp

High-capacity Lithium-Ion 2350 mAh rechargeable battery for the SWIFT RL PRO headlamp. It provides excellent lighting performance, even at low temperatures. It charges directly via built-in micro USB port and has a charging indicator light.



POCHE PIXA® & SWIFT® RL PRO

Carry pouch for PIXA and SWIFT RL PRO headlamps



PIXADAPT

Accessory for mounting a PIXA or SWIFT RL PRO headlamp on a helmet

The PIXADAPT is a part that allows the user to mount or unmount a PIXA or SWIFT RL PRO headlamp on a helmet anytime, while maintaining the ability to tilt the lamp. PIXADAPT is compatible with Petzl helmets with or without eye shield. For other helmets, verify compatibility with the helmet manufacturer.



RUBBER

Rubber headband for PIXA or SWIFT RL PRO headlamp, compatible with a variety of helmet types

The RUBBER headband adapts to a variety of different helmets on the market and holds a PIXA or SWIFT RL PRO headlamp securely in position.



• Lighting technologies



STANDARD LIGHTING

STANDARD LIGHTING

STANDARD LIGHTING technology offers an ideal compromise between power and burn time. Brightness decreases gradually as the batteries are drained.

• Simple to use



Ultra-compact headlamps are simple to use, with a single ergonomic button that allows quick and easy access to functions: ON/OFF, lighting modes, levels, and colors.

• Several beam types and lighting levels



Ultra-compact headlamps have different beam types: flood for close-range work, mixed for moving around or focused for distance vision. The lighting levels allow brightness and burn time to be adjusted as needed.

• Red lighting



RED LIGHTING

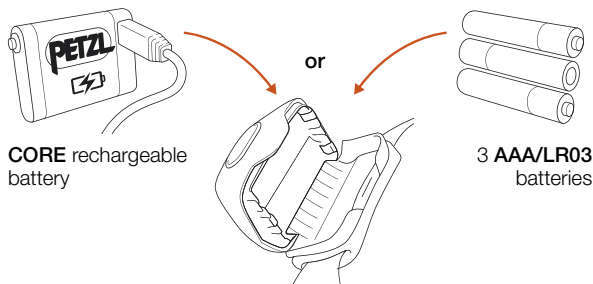
Ultra-compact headlamps have red lighting to preserve night vision and stealth.

• Choose your energy source



HYBRID CONCEPT

Ultra-compact headlamps work equally well with the CORE rechargeable battery and with three AAA/LR03 batteries, without an adapter. A practical and flexible solution for managing energy requirements.



• For frequent use

• For occasional use



RGB LIGHTING

With red, green, blue lighting



RED LIGHTING

With red lighting



450 lm
MAX
BRIGHTNESS

90 m
MAX
DISTANCE

130 h
MAX
BURN TIME

TACTIKKA® CORE

Compact rechargeable headlamp with multi-beam for proximity and distance vision. White or red lighting for stealth. 450 lumens

Designed for the workshop, small maintenance jobs, or concerts and shows, the TACTIKKA CORE headlamp provides 450-lumen brightness. It is multi-beam, providing comfortable proximity lighting and strong performance lighting for rapid movement and distance vision. It also has red lighting for stealth. With its HYBRID CONCEPT design, TACTIKKA CORE comes with the CORE rechargeable battery but also works with three AAA/LR03 batteries (not included). Mounting accessories allow the lamp to be attached to a variety of different helmet types.



350 lm
MAX
BRIGHTNESS

90 m
MAX
DISTANCE

160 h
MAX
BURN TIME

TACTIKKA® +RGB

Compact headlamp with mixed beam for proximity and distance vision. White or red/green/blue lighting for stealth. 350 lumens

Designed for the workshop, small maintenance jobs, or concerts and shows, the TACTIKKA +RGB headlamp provides 350-lumen brightness and a mixed beam, for comfortable proximity lighting and rapid movement. It also has red, green, or blue lighting for stealth. TACTIKKA +RGB comes with 3 standard batteries and is also compatible with the CORE rechargeable battery, thanks to its HYBRID CONCEPT design. Mounting accessories allow the lamp to be attached to a variety of different helmet types.



350 lm
MAX
BRIGHTNESS

90 m
MAX
DISTANCE

160 h
MAX
BURN TIME

TACTIKKA® +

Compact headlamp with mixed beam for proximity and distance vision. White or red lighting for stealth. 350 lumens

Designed for the workshop, small maintenance jobs, or concerts and shows, the TACTIKKA + headlamp provides 350-lumen brightness and a mixed beam, for comfortable proximity lighting and rapid movement. It also has red lighting for stealth. TACTIKKA + comes with 3 standard batteries and is also compatible with the CORE rechargeable battery, thanks to its HYBRID CONCEPT design. Mounting accessories allow the lamp to be attached to a variety of different helmet types.



300 lm
MAX
BRIGHTNESS

65 m
MAX
DISTANCE

120 h
MAX
BURN TIME

TACTIKKA®

Compact headlamp with flood beam for proximity lighting. White or red lighting for stealth. 300 lumens

Designed for the workshop, small maintenance jobs, or concerts and shows, the TACTIKKA headlamp provides 300-lumen brightness and a flood beam for comfortable proximity lighting. It also has red lighting for stealth. TACTIKKA comes with 3 standard batteries and is also compatible with the CORE rechargeable battery, thanks to its HYBRID CONCEPT design. Mounting accessories allow the lamp to be attached to a variety of different helmet types.



300 lm
MAX
BRIGHTNESS

65 m
MAX
DISTANCE

120 h
MAX
BURN TIME

TACTIKKA® ADAPT

TACTIKKA headlamp without headband and with mounts for use on a variety of different helmet types. 300 lumens

TACTIKKA ADAPT is a ready-to-go lighting solution for use on a variety of different helmet types. It consists of a TACTIKKA headlamp without a headband, a FIXATION TACTIKKA clip mount, and a KIT ADAPT adhesive mount.



Ultra-Compact Headlamps

Ultra-Compact Back-Up Headlamp





40 lm
MAX
BRIGHTNESS



15 m
MAX
DISTANCE



9 h 30
MAX
BURN TIME

e+LITE®

Ultra-compact emergency headlamp. 40 lumens

Ultra-lightweight and highly compact, the e+LITE emergency headlamp is the one to always have with you. With a carrying case, it's always ready to use and can be stored with its batteries for ten years in a backpack, vest, or emergency kit, or used as a back-up headlamp. Its white or red, 40-lumen fixed lighting or strobe lighting helps you to be seen. The whistle integrated in the elastic headband allows the user to signal an emergency. Weighing only 26 grams, e+LITE is an ideal emergency headlamp.



Its white or red, continuous or strobe lighting allows you to be seen and to signal an emergency.

Accessories



CORE

Rechargeable battery compatible with Petzl HYBRID headlamps

High-capacity 1250 mAh Lithium-Ion rechargeable battery for Petzl headlamps featuring the HYBRID CONCEPT design: TACTIKKA CORE, TACTIKKA, TACTIKKA +, TACTIKKA +RGB and TACTIKKA ADAPT. It provides excellent lighting performance, even at low temperatures. It recharges directly with the integrated USB port. The CORE rechargeable battery offers an economical solution as the main power supply or as a back-up battery.



FIXATION TACTIKKA®

Kit for mounting a TACTIKKA, TACTIKKA +, TACTIKKA +RGB or TACTIKKA CORE type headlamp on a STRATO or VERTEX helmet

FIXATION TACTIKKA is a kit that allows the user to mount or unmount a TACTIKKA, TACTIKKA +, TACTIKKA +RGB, and TACTIKKA CORE headlamp on a helmet anytime, while maintaining the ability to tilt the lamp. The system is especially resistant to impacts and moisture.



KIT ADAPT

Kit for mounting a TACTIKKA type headlamp onto a helmet

The KIT ADAPT allows the user to mount or unmount a TACTIKKA headlamp on a helmet anytime, while maintaining the ability to tilt the lamp.



SHELL L

Carrying case for ultra-compact headlamps

The SHELL L case is for transport and protection of TACTIKKA, TACTIKKA +, TACTIKKA +RGB, and TACTIKKA CORE headlamps in a variety of different situations. The headlamp is thus always readily accessible on the waistbelt.

Accessories			Weight		
ACCU SWIFT RL PRO	E810BA00	50 g	CORE	E99ACA	23 g
POCHE PIXA & SWIFT RL PRO	E78001	44 g	FIXATION TACTIKKA	E093CA00	12 g
PIXADAPT	E78005	20 g	KIT ADAPT	E93001	30 g
RUBBER	E78002	-	SHELL L	E93990	41 g



© Jeremiah Watt

Climbing

Whether climbing at a crag or on an indoor wall, Petzl is constantly imagining new solutions for dedicated climbers, or for those simply seeking a moment to recreate and be social.



© Rémi Flament

Caving

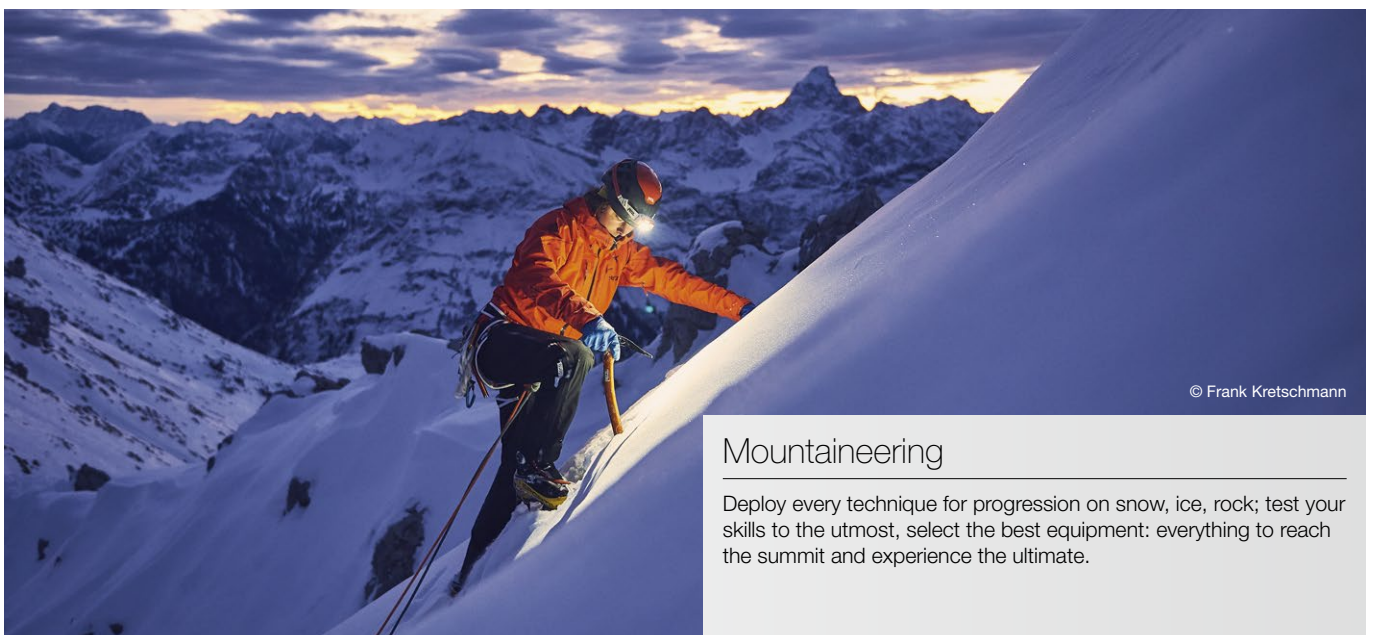
Petzl's roots are in subterranean exploration! For over 50 years, since the development of our very first headlamps, rope clamps and descenders, we have shared a profound connection with explorers of the deep.



© Thomas Senf

Ice Climbing

Ice climbing is very technical and requires highly specialized equipment. Gullies, couloirs, icefalls: climbing these ephemeral formations always brings an extra bit of adventure.



© Frank Kretschmann

Mountaineering

Deploy every technique for progression on snow, ice, rock; test your skills to the utmost, select the best equipment: everything to reach the summit and experience the ultimate.




Canyoning

A combination of hiking, climbing, and swimming in whitewater, canyoning has become a major outdoor activity in recent years, even outside the summer season.



Via Ferrata

Via ferrata is the most affordable way to discover the vertical environment via a route made up of cables, ladders, and steps on a rock wall. It's a wonderful introduction to more technical pursuits.




Nighttime Outdoor Activities

Disconnect from everyday life and get back to nature for an evening, or a weekend. Make your days longer; watch the stars and the wildlife, or simply share a moment around a campfire, with family or friends.



Night Running

Get out of the house, tread the city streets or the trails; run for a different perspective on your daily life, to get closer to nature, or to train.




Tactical, Special Forces

Tactical operations in a hostile environment require maximum safety in every situation, so being able to count on the quality and performance of the equipment is essential.



Exploring New Horizons

Whether climbing a distant summit or exploring the depths below, our desire to access the inaccessible inspires an enduring passion to fulfill our dreams. Since 2006, the mission of the Petzl Foundation has been to support or initiate projects that serve the public interest. These projects shall seek a harmonious balance between human activities in the mountains and the vertical world relative to their impact on our natural, cultural and economic environments. The Petzl Foundation supports non-profit organizations through financial and equipment grants, as well as consultation and training, to give back to the communities that have enabled the company to grow and prosper, and also to forge stronger relationships with Petzl employees.



© ITRA
Accident prevention



© Gonzalo Ignazi
Conservation of difficult access ecosystems



© Sarah Del Ben, Fondation UGA
Discovery of our vertical world



Work-at-height training for Bolivian mountain guides

The global pandemic has caused a sudden drop in trekking and high mountain tourism which means less work for Bolivian mountain guides. The Association of Bolivian Mountain Guides (AGMTB) has adapted to this new situation by training its members to work at height. There is a strong demand in Bolivia for workers who have these sought-after skills. The association has premises that are equipped with scaffolding and other essential equipment to teach working at height techniques in compliance with international standards. They also want to attract people to the work-at-height profession and in doing so, gain recognition from the Bolivian Ministry of Labor. The Petzl Foundation provided the association with an endowment of work-at-height equipment for their trainees.

Project partner: Asociacion de guias de montaña y trekking Bolivia (AGMTB)

Country: Bolivia

Financial support: €8,250 (donation of rope access equipment)



Mountain medicine training in the Andes

In March 2020, a mountain medicine course was held in El Chaltén, Argentina at the foot of Fitz Roy. Organized by the DIMM-Andes association (Diploma of mountain medicine of the Andes), this training leads to a qualification for healthcare professionals who wish to learn how to provide emergency care in high-altitude environments. The 10-day immersion course was attended by doctors, nurses, the local mountain rescue team, and rangers from El Chaltén National Park. The Petzl Foundation provided rescue equipment and financial support for the organization of the course.


Project partner: University of Colorado

Country: Argentina

Financial support: €3,750

[See all Petzl Foundation projects](#)

www.petzl.com



The site for professionals working at height and in dark environments.

- Discover Petzl solutions for verticality and lighting
- Check out tips and technical information on best practices for using Petzl products
- Find all the Petzl news and reports on various trades: videos, news, portraits, and events

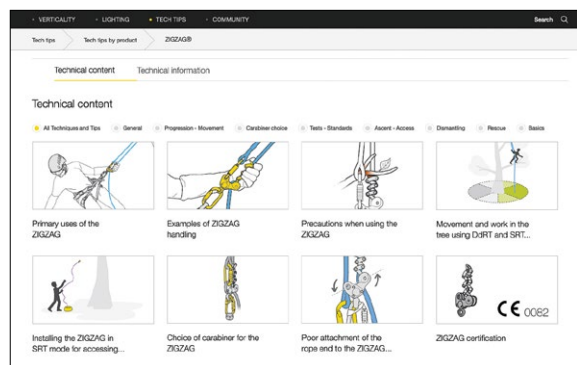
Pages to explore

Beyond our product offerings, Petzl offers a wide range of technical information: Instructions for Use, tech tips, PPE inspection records, and more.

Discover all the content pages on our website. Whether you are novice or expert in your field, Petzl shares its technical expertise to help you work more safely and efficiently.

On our product pages, you will find:

- Instructions for Use: they are the base of our technical information and provide the essentials for using your products. Remember to read them before using your products.
- Technical tips, "by Petzl". They contain information complementary to the Instructions for Use: test results, feedback, and technical videos. Documents with all you need to know about your products!
- Records and procedures for PPE inspection: use them to inspect your PPE



Find us on:



© Petzl 2021



Petzl headquarters: PETZL INTERNATIONAL. Z.I. Crolles, 38920 CROLLES, FRANCE

Graphic design: Pierre Bena design - www.pierrebenadesign.com

Product photos (non-contractual photos): © Petzl

Kalice - www.kalice.fr

Aurélie Jeannette Photographe - www.aureliejeannette.com

Yannick Siegel

Digital publishing: Fluidbook.com

Access the inaccessible[®]

[Subscribe to the newsletter
and stay connected with our latest news](#)

[Find a Petzl dealer](#)



Z013DA04

ENGLISH

Cover

Glass panel maintenance at the Zlota 44 tower, Warsaw, Poland.
© 2020 Petzl Distribution - Vuedici.org - TopShelf - Zlota 44

Wind turbine construction, Ardeche, France.
© 2020 Petzl Distribution - Rémi Flament - ENERCON